



The Global Language of Business

# Global User Manual

User guide to the main GS1 identification and barcoding standards

*Release 18.0, Approved, 21-April-2017*



## Document Summary

Document Item	Current Value
Document Name	Global User Manual
Document Date	21-April-2017
Document Version	18.0
Document Issue	
Document Status	Approved
Document Description	User guide to the main GS1 identification and barcoding standards

## Log of Changes

Release	Date of Change	Changed By	Summary of Change
11	10.03.2010	Lutfi ilteris Oney	2010 Update
12	01.04.2011	Lutfi ilteris Oney	2011 Update
13	26.01.2012	Lutfi ilteris Oney	2012 Update
14	09.01.2013	Lutfi ilteris Oney	2013 Update
15	16.05.2014	Lutfi ilteris Oney	2014 Update
16	03.04.2015	Lutfi ilteris Oney	2015 Update
17	1-Apr-2016	Lutfi ilteris Oney	2016 Update
18	21-April-2017	Coen Janssen	2017 Update

## Disclaimer

THIS DOCUMENT IS PROVIDED "AS IS" WITH NO WARRANTIES WHATSOEVER, INCLUDING ANY WARRANTY OF MERCHANTABILITY, NONINFRINGEMENT, FITNESS FOR PARTICULAR PURPOSE, OR ANY WARRANTY OTHERWISE ARISING OUT OF THIS SPECIFICATION. GS1 disclaims all liability for any damages arising from use or misuse of this Standard, whether special, indirect, consequential, or compensatory damages, and including liability for infringement of any intellectual property rights, relating to use of information in or reliance upon this document.

GS1 retains the right to make changes to this document at any time, without notice. GS1 makes no warranty for the use of this document and assumes no responsibility for any errors which may appear in the document, nor does it make a commitment to update the information contained herein.

GS1 and the GS1 logo are registered trademarks of GS1 AISBL.

GS1 MO to include any additional disclaimer here.
---

# Table of Contents

<b>About this guide.....</b>	<b>6</b>
<b>1 Introduction .....</b>	<b>7</b>
<b>2 Basics and principles of the GS1 system .....</b>	<b>7</b>
2.1 Areas of application .....	7
2.2 GS1 identification keys .....	8
2.2.1 Global Trade Item Number (GTIN) .....	8
2.2.2 Serial Shipping Container Code (SSCC) .....	9
2.2.3 Global Location Number (GLN) .....	9
2.3 GS1 Application Identifiers (AIs) .....	10
2.4 Barcode symbologies .....	11
<b>3 Identification of trade items .....</b>	<b>13</b>
3.1 GTIN structure .....	13
3.1.1 GS1 Company Prefix .....	13
3.1.2 Item reference .....	14
3.1.3 Check digit.....	14
3.1.4 Indicator digit.....	14
3.2 Small products.....	15
3.2.1 GTIN-8 .....	15
3.2.2 GTIN-12 on a small product .....	15
3.3 Who is responsible for numbering trade items? .....	15
3.3.1 Responsibility for branded items .....	15
3.3.2 Exceptions .....	16
3.4 What to consider when numbering a trade item?.....	16
3.4.1 New products .....	16
3.4.2 Changes to existing products .....	17
3.4.3 The uses of the GTIN .....	17
3.4.4 Pre-priced items .....	17
3.5 What if the legal status of a brand owner changes? .....	17
3.5.1 Acquisitions and mergers.....	17
3.5.2 Split or spin-off .....	18
3.6 Lead time in re-using a GTIN .....	19
<b>4 Processing the GTIN .....</b>	<b>19</b>
4.1 The content of the database .....	19
4.2 Transmission of product information .....	20
4.3 How should the information be exchanged? .....	20
4.4 When should communication occur? .....	20
<b>5 Barcoding trade items.....</b>	<b>21</b>
5.1 Barcode production and quality .....	21
5.1.1 Scanning environments and printing methods .....	21
5.1.2 Sizes .....	22
5.1.3 Quiet Zones .....	22
5.1.4 Colours and contrast .....	22

5.1.5	Print quality .....	22
5.1.6	Symbol placement guidelines .....	23
5.2	Barcode types used in GS1 system.....	25
5.2.1	EAN/UPC symbols .....	25
5.2.2	ITF-14 symbol .....	28
5.2.3	GS1-128 symbol.....	29
5.2.4	GS1 DataBar family .....	30
5.2.5	GS1 DataMatrix .....	31
5.2.6	GS1 QR Code .....	32
5.3	Choosing between barcodes .....	32
<b>6</b>	<b>Barcoding variable measure trade items.....</b>	<b>33</b>
6.1	Variable measure trade items scanned at retail point-of-sale .....	33
6.1.1	GTIN in a GS1 DataBar.....	33
6.1.2	Restricted Circulation Number in an EAN/UPC barcode.....	33
6.2	Variable measure trade items not scanned at retail point-of-sale.....	34
<b>7</b>	<b>Identifying and barcoding trade item groupings.....</b>	<b>35</b>
7.1	Identification (numbering).....	35
7.1.1	Independent GTINs .....	35
7.1.2	GTIN-14 based on GTIN of consumer unit.....	35
7.2	Allowed barcode types .....	36
7.3	Symbol placement guidelines on outer cases .....	36
7.4	Common problems to avoid .....	37
7.4.1	The same GTIN on two different items.....	37
7.4.2	Two GTINs on one item .....	37
7.4.3	Use of AIs (02) and (37) without SSCC.....	38
7.4.4	Poor print quality .....	38
<b>8</b>	<b>Identifying and barcoding logistic units.....</b>	<b>39</b>
8.1	SSCC structure .....	39
8.2	The GS1 Logistics Label .....	40
8.2.1	Representation of information .....	40
8.2.2	Building blocks .....	40
8.2.3	Segments .....	40
8.2.4	Allowed barcode types.....	42
8.3	Label placement guidelines on pallets .....	42
<b>9</b>	<b>Identifying and barcoding locations .....</b>	<b>43</b>
9.1	GLN structure .....	43
9.2	Use of the GLN in a barcode .....	44
9.2.1	GLN used in a barcode to mark the location .....	44
9.2.2	GLN used as attribute of a trade item or logistic unit.....	44
<b>10</b>	<b>Special barcoding applications .....</b>	<b>44</b>
10.1	Serial publications, books and printed sheet music.....	44
10.1.1	Serial publications.....	44
10.1.2	Books.....	45
10.2	Company internal numbering in a store or warehouse.....	46
10.3	The numbering of coupons .....	46

10.4	Other special solutions .....	46
<b>11</b>	<b>Electronic data exchange .....</b>	<b>46</b>
11.1	Master data .....	48
11.2	Transaction data .....	48
11.3	Visibility event data .....	49
<b>12</b>	<b>References .....</b>	<b>49</b>
<b>13</b>	<b>Support .....</b>	<b>50</b>
<b>14</b>	<b>Glossary .....</b>	<b>51</b>
14.1	GS1 glossary of terms and definitions .....	51
14.2	GS1 abbreviations.....	61
<b>A</b>	<b>Appendices .....</b>	<b>63</b>
A.1	Standard check digit calculations of GS1 data structures .....	63
A.2	GTIN-12 identification numbers in a UPC-E symbol.....	63
A.3	Dimensions of modules and symbols at different magnification .....	65
A.4	GS1 Application Identifiers in numerical order.....	65
A.5	Data relationships .....	71
A.5.1	Invalid pairs of element strings.....	71
A.5.2	Mandatory association of element strings.....	72

## About this guide

The objective of the GS1 Global User Manual (GUM) is to provide an introductory "user-friendly" and simple document describing the GS1 system with particular focus on the GS1 barcodes and identification keys. This document is not exhaustive and does not replace the *GS1 General Specifications*, which remains the standard reference document.



**GS1 General Specifications:** <http://www.gs1.org/barcodes-epcrfid-id-keys/gs1-general-specifications>



**Note:** Please note that the barcode symbols used in this manual are only examples and are not intended to be scanned or used as references.

## 1 Introduction

Rapid evolution of roles in the value chain, new channels of distribution, shifting demand patterns and increased service expectations have raised the critical importance of information technology in business processes.

The GS1 standards facilitate national and international communication between all trading partners participating in supply and demand chains, including raw material suppliers, manufacturers, wholesalers, distributors, retailers, hospitals and final clients or consumers.

Many businesses are expanding their distribution channels towards markets and clients that may not be traditional for them, into other sectors of industry or are required to meet traceability requirements. A business that chooses an industry-specific standard will face the potentially high costs of maintaining multiple systems if it wants to sell its products or services or simply communicate outside its "closed-world".

Many operations that are essential for the efficiency of trade and the optimisation of the supply and demand chains depend on the accuracy of identification of the products exchanged, services rendered and parties and locations involved.

The GS1 system is a set of standards enabling the efficient management of global, multi-industry value chains by uniquely identifying products, shipping units, assets, locations and services. It facilitates traditional and electronic commerce processes and helps to provide full visibility and traceability.

The GS1 identification keys are the foundation of the GS1 system of standards. They can be represented in barcode symbols or EPC/RFID tags to enable automatic scanning or reading at point of sale, when being received at warehouses, and at any other point where required in business processes.

The GS1 identification keys are also used in electronic communications such as EDI, Global Data Synchronisation, GS1 Source and EPCIS to improve the speed and accuracy of communication. The keys can also be embedded in webpages to enable better search results.

The GS1 system is designed to overcome the limitations of using company, organisation or sector specific coding systems, and to make trading much more efficient and more responsive to customers. As well as providing unique identifying numbers, the system also provides for the capturing and sharing of additional data attributes such as best before dates, serial numbers and batch numbers. These are particularly important to achieve traceability.

Following the principles and design of the GS1 system means that users can design applications to process GS1 data automatically. The system logic guarantees that data captured from barcodes produces unambiguous electronic messages and the processing of them can be fully pre-programmed.

The system is designed to be used in any industry, trade or public sector, and any changes to the system are introduced in a way that does not disrupt current users.

The application of the GS1 system can result in significant improvements in logistic operations, reduction of paperwork costs, shorter order and delivery lead times, increased accuracy and better management of the supply and demand chains. Enormous costs savings are realised daily by user companies who have adopted the GS1 system, because they are able to apply the same solution for communicating with all their trading partners, while remaining entirely free to run internal applications at their own discretion.



**GS1 system architecture flyer:**

[http://www.gs1.org/sites/default/files/docs/architecture/AG\\_Flyer\\_final.pdf](http://www.gs1.org/sites/default/files/docs/architecture/AG_Flyer_final.pdf)

## 2 Basics and principles of the GS1 system

### 2.1 Areas of application

The GS1 system has different areas of application, including applications for trade items, logistic units, assets and locations.

All applications rely on data structures by which all relevant items and their data can be identified, the GS1 identification keys. These keys guarantee world-wide uniqueness within the relevant area of application.

The sole purpose of the GS1 keys is to ensure globally unique identification. The GS1 keys do not contain any meaning, all related information, for example to describe a product or a service and its characteristics, are to be found in databases. They are communicated between trading partners before the first transaction, either by using standard messages or via electronic catalogues or registries.

The GS1 keys are represented in barcodes or RFID tags to allow automatic data capture in warehouses, at point-of-sale or point-of-care, and in any other process where the precise and automatic identification of items adds value.

The same keys are also used in electronic communication to allow accurate and efficient exchange of information related to supply chain transactions and physical events between trading partners.



**GS1 discovery app:** <http://discover.gs1.org/cpg>

## 2.2 GS1 identification keys

GS1 identification keys give companies efficient ways to access information about items and entities in their value chains, and share this information with trading partners. The keys enable organisations to assign standard identifiers to products, documents, physical locations, and more. Because GS1 ID keys are globally unique, they can be shared between organisations, increasing supply chain visibility for trading partners.

The GS1 identification keys are:

- Global Trade Item Number (GTIN)
- Global Location Number (GLN)
- Serial Shipping Container Code (SSCC)
- Global Coupon Number (GCN)
- Global Returnable Asset Identifier (GRAI)
- Global Individual Asset Identifier (GIAI)
- Global Service Relation Number (GSRN)
- Global Document Type Identifier (GDTI)
- Global Shipment Identification Number (GSIN)
- Global Identification Number for Consignment (GINC)
- Component/Part Identifier (CPID)

The three most widely used GS1 identification keys are explained in detail in this manual namely: Global Trade Item Number, Serial Shipping Container Code and Global Location Number.



**GS1 identification keys reference card:**

[http://www.gs1.org/sites/default/files/docs/idkeys/GS1\\_ID\\_Keys\\_Reference\\_Card.pdf](http://www.gs1.org/sites/default/files/docs/idkeys/GS1_ID_Keys_Reference_Card.pdf)




**GS1 identification keys webpage:** <http://www.gs1.org/id-keys>

### 2.2.1 Global Trade Item Number (GTIN)

The Global Trade Item Number (GTIN) can be used by a company to uniquely identify all of its trade items



- 
**Note:** *A trade item is any item (product or service) upon which there is a need to retrieve predefined information and that may be priced, or ordered, or invoiced at any point in any supply chain. [GS1GLOS]*


The GTIN can be encoded in a barcode or an EPC/RFID tag. By scanning the barcode or reading the EPC/RFID tag, companies can efficiently and accurately process products and related information; for example, at check out in a store, when receiving goods in a warehouse, and when administering medication in a hospital.

Examples of trade items: A can of paint sold to a final consumer, a box of 6 cans of paint, a case containing 24 boxes of one kilo of lawn fertiliser, a multi-pack consisting of one shampoo and one conditioner.

- 
**GTIN fact sheet:** [http://www.gs1.org/docs/idkeys/GS1\\_GTIN\\_Executive\\_Summary.pdf](http://www.gs1.org/docs/idkeys/GS1_GTIN_Executive_Summary.pdf)

### 2.2.2 Serial Shipping Container Code (SSCC)

The SSCC (Serial Shipping Container Code) is a number, which is used for the unique identification of logistic (transport and/or storage) units.

- 
**Note:** *An item of any composition established for transport and/or storage that needs to be managed through the supply chain. [GS1GLOS]*

The SSCC enables companies to track each logistic unit for efficient order and transport management.

The SSCC can be encoded in a barcode or EPC/RFID tag, ensuring the logistic unit can be accurately and easily identified as it travels between trading partners, anywhere in the world.

When SSCC data is shared electronically via EDI or EPCIS, this enables companies to share information about the status of logistic units in transit, and reliably link it to related transport information such as shipment details.

Examples of logistic units: A box containing 12 skirts and 20 jackets in various sizes and colours is a Logistic Unit as is a pallet of 40 cases each containing 12 cans of paint.

- 
**SSCC fact sheet:** [http://www.gs1.org/docs/idkeys/GS1\\_SSCC\\_Executive\\_Summary.pdf](http://www.gs1.org/docs/idkeys/GS1_SSCC_Executive_Summary.pdf)

### 2.2.3 Global Location Number (GLN)

The Global Location Number can be used by companies to identify their locations, giving them complete flexibility to identify any type or level of location required.

The GLN can identify a company's physical locations, for example a store, a warehouse, or a berth in a port. The GLN can be used to identify an organisation as a corporate entity. The GLN can also identify a company's legal and functional entities engaging as parties in a particular business transaction, for example as buyer, seller, or carrier.

The GLN can be encoded in either a barcode or EPC/RFID tag to automatically identify locations like storage places in a warehouse, the destination of a pallet, or the origin of a product.

The GLN can be used in electronic messages and registries to inform trading partners about companies and their corresponding GLNs and associated GLN information.

The use of location numbers is a pre-requisite for efficient EDI.

- 
**GLN fact sheet:** [http://www.gs1.org/docs/idkeys/GS1\\_GLN\\_Executive\\_Summary.pdf](http://www.gs1.org/docs/idkeys/GS1_GLN_Executive_Summary.pdf)

- 
**GLN brochure:** [http://www.gs1.org/docs/idkeys/GS1\\_Global\\_Location\\_Numbers.pdf](http://www.gs1.org/docs/idkeys/GS1_Global_Location_Numbers.pdf)

### 2.3 GS1 Application Identifiers (AIs)

A GS1 Application Identifier is the field of two or more characters at the beginning of an Element String. AIs are prefixes that uniquely identify the meaning and the format of the data field following the AI.

The data following the AI may comprise alphabetic and/or numeric characters, of any length up to thirty characters. The data fields are either of fixed or variable length, depending on the AI.

Attribute data are associated with a trade item or a logistic unit and have no meaning if isolated. Attribute data may be represented in GS1-128 using AIs. There is a range of AIs for attributes such as weight, area or volume. The measure attributes that can be used on trade items are called trade measures (these are always net measures) and attributes for Logistic Units are called logistics measures (these are always gross measures).

The following table is extracted from the complete list (see *GS1 General Specifications* – section 3 for the complete list of GS1 Application Identifiers).

**Figure 2-1** Frequently used GS1 Application Identifiers

AI	Content	Format*
00	SSCC	N2+N18
01	Global Trade Item Number	N2+N14
02	GTIN of trade items contained in a logistic unit	N2+N14
10	Batch or lot number	N2+X..20
11	Production date (YYMMDD)	N2+N6
15	Best before date (YYMMDD)	N2+N6
16	Sell by date (YYMMDD)	N2+N6
17	Expiration date (YYMMDD)	N2+N6
21	Serial number	N2+X..20
310(**)	Net weight (kilograms)	N4+N6
320(**)	Net weight (pounds)	N4+N6
37	Count of trade items	N2+N..8
400	Customer's purchase order number	N3+X..30
401	Global Identification Number for Consignment (GINC)	N3+X..30
402	Global Shipment Identification Number (GSIN)	N3+N17
410	Ship to - Deliver to Global Location Number	N3+N13
413	Ship for - Deliver for - Forward to Global Location Number	N3+N13
414	Identification of a physical location – Global Location Number	N3+N13
420	Ship to (deliver to) postal code	N3+X..20
<p>* The format symbols denote:</p> <ul style="list-style-type: none"> <li>■ N = numeric characters</li> <li>■ X = alpha-numeric characters</li> <li>■ .. = variable length field</li> <li>■ figures = number of characters</li> </ul> <p>** The fourth digit of this GS1 Application identifier indicates the implied decimal position point</p>		

**Figure 2-2** Example of a GS1-128 barcode representing a GTIN, a best before date, and a batch number



The use of AIs is governed by certain rules. Some must always be used with others: For example, AI (02) must be followed by AI (37). Some AIs must never be used together, for example AI (01) and AI (02). Companies are not free to pick as they wish from the list of AIs and must respect these basic rules which are fully explained in the *GS1 General Specifications*.



**GS1 Application Identifiers fact sheet:**


<http://www.gs1.org/sites/default/files/docs/barcodes/GS1%20Application%20Identifiers.pdf>

## 2.4 Barcode symbologies

The GS1 system offers various types of barcodes:

- GS1 EAN/UPC Family
- ITF-14
- GS1-128 and ITF-14
- GS1 DataMatrix
- GS1 DataBar Family
- GS1 QR Code

Advice on choosing between them is given in Section 5.3 Choosing between barcodes.

**Figure 2-3** Overview of the GS1 barcodes

**GS1 barcodes reference card:**

[http://www.gs1.org/docs/barcodes/GS1\\_Barcodes\\_Fact\\_Sheet-overview\\_of\\_all\\_GS1\\_barcodes.pdf](http://www.gs1.org/docs/barcodes/GS1_Barcodes_Fact_Sheet-overview_of_all_GS1_barcodes.pdf)

### Linear barcodes

These barcodes can be scanned using laser or image-based scanners.

The **EAN/UPC barcodes** can be read omnidirectionally. Majority of items that are scanned at the retail point-of-sale carry EAN/UPC barcodes and other trade items may also carry them.

The use of the **ITF-14 barcode** is restricted to the barcoding of GTINs on trade items NOT passing through retail checkouts. This symbology is better suited than EAN/UPC symbols for direct printing onto corrugated fibreboard.

The **GS1-128 barcode** is a variant of Code 128 symbology. Its use is exclusively licensed to GS1. It is not intended to be read on items passing through retail checkouts. GS1-128 can encode the GTIN and additional data using the GS1 Application Identifiers.

**GS1 DataBar** is a family of linear barcodes. Its use is exclusively licensed to GS1. Its small size and ability to include attributes beyond the GTIN make it a suitable barcode for specific applications, such as fresh foods scanned at POS, and scanning of coupons.

### 2D barcodes

These barcodes can only be scanned using image-based scanners.

**GS1 DataMatrix** is a variant of Data Matrix ISO/IEC version ECC 200. The Function 1 Symbol Character in the first position ensures GS1 system compatibility. GS1 DataMatrix can encode the GS1 keys and additional data using the GS1 Application Identifiers. It is currently being implemented for the barcoding a GTIN (and additional data) on small medical / surgical instruments and healthcare items.

**GS1 QR Code** is a subset of ISO/IEC QR Code that is a matrix symbology. The Function 1 Symbol Character in the first position ensures GS1 system compatibility. GS1 QR Code can encode the GS1 keys and additional data using the GS1 Application Identifiers. One application, 'extended packaging', is to encode a URL in association with a GTIN.


### 3 Identification of trade items

A trade item is defined as any item (product or service) upon which there is a need to retrieve predefined information and that may be priced, ordered or invoiced at any point in any supply chain. This definition covers raw materials through to enduser products and also includes services, all of which have predefined characteristics.

Trade items are identified with the Global Trade Item Number (GTIN). When encoded in a barcode four data structures can be applied: GTIN-8, GTIN-12, GTIN-13 and GTIN-14. The choice of data structure depends on the nature of the item and on the scope of the user's applications.

A major application of the GTIN is the identification of items at the retail point of sale – retail items. These are to be identified with a GTIN-13 or GTIN-12 Number. For items that are very small a GTIN-8 Number or a zero-suppressed GTIN-12 may be used.

Trade items not sold through retail outlets may be packaged in a wide variety of ways such as a fibreboard case, a covered or banded pallet, a film-wrapped tray, a crate with bottles, etc.

 **Note:** The identification of trade items for outer cases and logistic pallets is explained in more detail in section 7 Identifying and barcoding distribution trade items and 8 Identifying and barcoding logistic units.

A trade item which can be sold in different measures is known as a 'variable measure trade item', for example pre-packed fruit and vegetables or meat products sold by weight. Such trade items are subject to specific rules described in section 6, Barcoding variable measure trade items.

Specific rules also exist for books, serial publications or products that are not sold in open environments. These special cases are treated in section 10, Special barcoding applications.

#### 3.1 GTIN structure

There are four numbering structures for GTIN. They are described below.

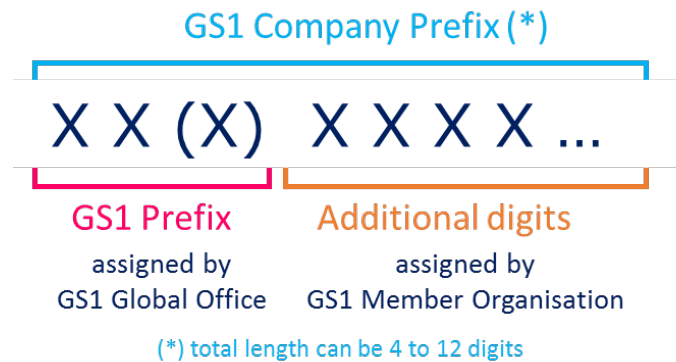
**Figure 3-1** Overview of GTIN formats

	GS1 Company Prefix						Item reference						Check digit	
(GTIN-13)	N <sub>1</sub>	N <sub>2</sub>	N <sub>3</sub>	N <sub>4</sub>	N <sub>5</sub>	N <sub>6</sub>	N <sub>7</sub>	N <sub>8</sub>	N <sub>9</sub>	N <sub>10</sub>	N <sub>11</sub>	N <sub>12</sub>	N <sub>13</sub>	
(GTIN-14)	N <sub>1</sub>	N <sub>2</sub>	N <sub>3</sub>	N <sub>4</sub>	N <sub>5</sub>	N <sub>6</sub>	N <sub>7</sub>	N <sub>8</sub>	N <sub>9</sub>	N <sub>10</sub>	N <sub>11</sub>	N <sub>12</sub>	N <sub>13</sub>	N <sub>14</sub>
	U.P.C. Company Prefix				Item reference						Check digit			
(GTIN-12)		N <sub>1</sub>	N <sub>2</sub>	N <sub>3</sub>	N <sub>4</sub>	N <sub>5</sub>	N <sub>6</sub>	N <sub>7</sub>	N <sub>8</sub>	N <sub>9</sub>	N <sub>10</sub>	N <sub>11</sub>	N <sub>12</sub>	
	GS1-8 Prefix			Item reference				Check digit						
(GTIN-8)					N <sub>1</sub>	N <sub>2</sub>	N <sub>3</sub>	N <sub>4</sub>	N <sub>5</sub>	N <sub>6</sub>	N <sub>7</sub>	N <sub>8</sub>		

##### 3.1.1 GS1 Company Prefix

The GS1 Company Prefix provides a way for companies to create identification keys for trade items, logistic units, locations, parties, assets, coupons, etc. which are unique all around the world.

**Figure 3-2** Structure of GS1 Company Prefix



The first two or three digits N1, N2, N3 constitute the **GS1 Prefix** allocated by GS1 Global Office to each GS1 Member Organisation.

The **GS1 Company Prefix** that is created based on the GS1 Prefix is allocated by one of the GS1 Member Organisations. In general, it comprises four to twelve digits depending on the needs of the company.

**!** **Important:** The GS1 Prefix does not indicate that the item is produced or distributed in the country to which the prefix has been allocated. The GS1 Prefix only denotes the Member Organisation that allocated the GS1 Company Prefix.

The GS1 Company Prefix may not be sold, leased, or given, in whole or in part, for use by any other company. This restriction also applies to GS1 identification keys that are constructed without a GS1 Company Prefix.

### 3.1.2 Item reference

The item reference is composed of one to eight digits. It is a non-significant number, which means that the individual digits in the number do not relate to any classification or convey any specific information about the trade item.

The simplest way to allocate item references is sequentially, that is 000, 001, 002, 003, etc.

### 3.1.3 Check digit

The check digit is the last digit (rightmost) of the GTIN. It is calculated from all other digits in the number, in order to ensure that the barcode has been correctly scanned or that the number is correctly composed.

### 3.1.4 Indicator digit

The indicator digit is only used in the GTIN-14 data structure. It takes the value 1 to 8 for fixed quantity trade items (see section 7). The value 9 has a special usage for variable quantity trade items (see section 6), and the value 0 is considered a filler digit that does not change the number itself.

**!** **Important:** The GTIN must always be processed as a whole. No processing of parts of the key should be applied.

To be written by each Member Organisation:  
The local structures of GS1 Company Prefixes and item references

## 3.2 Small products

### 3.2.1 GTIN-8

The allocation of the GTIN-8 format is restricted to items that cannot accommodate an EAN-13 or UPC-A barcode. GTIN-8 and are issued individually by GS1 Member Organisations.

Before deciding to use a GTIN-8 format, the user should first consider (usually jointly with their printing house) all possible options for using a GTIN-13 format. These may include:

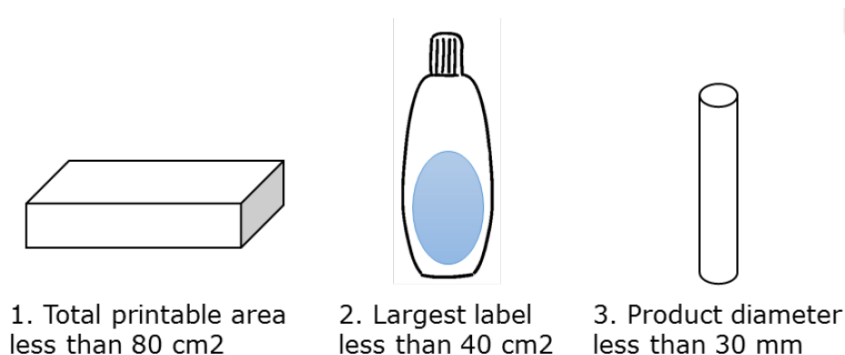
- Whether the symbol can be reduced in size, i.e. printed at a lower magnification, taking into account the minimum barcode print quality requirements.
- Whether the package artwork or the label design can reasonably be changed, to enable the printer's recommended size of standard EAN/UPC symbol to be included.
- Whether a truncated symbol can be used. A truncated symbol (a symbol of normal length, but of reduced height) may only be used if there is absolutely no possibility of printing a symbol in full size.

**!** **Important:** Truncation removes the symbol's omnidirectional scanning capability. A symbol with excessive truncation will not be of any practical use. Users considering this option are advised to consult their customers to see if an acceptable compromise can be reached.

The use of a GTIN-8 is authorised when:

- The total printable area of the product packaging is less than 80 cm<sup>2</sup>, or
- The area of the largest label for the item is less than 40 cm<sup>2</sup>, or
- The product is cylindrical with a diameter less than 30 mm.

**Figure 3-3** GTIN-8 pack size constraints



### 3.2.2 GTIN-12 on a small product

Some U.P.C. Company Prefixes beginning with zero can be used to construct GTINs that can be used in UPC-E symbols that can be used on small products. The capacity of these U.P.C. Company Prefixes is limited and the technical details of UPC-E representation of GTIN-12 numbers is described in Appendix [A.2, GTIN-12 identification numbers in a UPC-E symbol](#).

## 3.3 Who is responsible for numbering trade items?

**✓** **Note:** Taken from [GENSPECS] section 4.3.3

### 3.3.1 Responsibility for branded items

The brand owner, the organisation that owns the specifications of the trade item regardless of where and by whom it is manufactured, is normally responsible for the allocation of the Global Trade Item

Number (GTIN). On joining a GS1 Member Organisation, the brand owner licences a GS1 Company Prefix, which is for the sole use of the company to which it is assigned.


The brand owner is the organisation that owns the trade item specifications and may be:

- The manufacturer or supplier: The company that manufactures the trade item or has it manufactured, in any country, and sells it under its own brand name.
- The importer or wholesaler: The importer or wholesaler that has the trade item manufactured, in any country and sells it under its own brand name or the importer or wholesaler that changes the trade item (for example by modifying the packaging of the trade item).
- The retailer: The retailer that has the trade item manufactured, in any country, and sells it under its own brand.

### 3.3.2 Exceptions

There are some exceptions to the rules regarding responsibility described in:

- **Non-branded items:** Items without a brand name and generic items (not private labels) are still assigned Global Trade Item Numbers (GTINs) by their manufacturer. As different manufacturers and/or suppliers may supply items that appear identical to the buyer (this could be a consumer as well as a retailer or manufacturer), it is possible that items that are apparently the same have different GTINs. Companies that trade in these items need to organise their computer applications (e.g., replenishment programs) to cope with this eventuality. Examples of items that sometimes have no brand are apples, plasterboard, candles, and drinking glasses. Examples for trade items that sometimes have no brand and are not intended for retail include salt, fragrances, and food cans.
- **Customer specific items:** If a trade item is made specifically for one trade customer (buyer) and is orderable only by this customer, then the buyer assigns the GTIN. In this case the GTIN SHOULD be formed from the customer's GS1 Company Prefix. If the supplier (seller) sells a trade item to more than one buyer or intends to sell to more than one buyer, then the seller assigns the GTIN.
- **Other exceptions:** If the brand owner does not assign a GTIN, the importer or another intermediary can assign an item a temporary GTIN. This would imply that the importer takes on the role of the brand owner and could, for example, register the product in a data catalogue. This temporary GTIN may be used until a GTIN is assigned in the normal way. Alternatively, a retail organisation can assign an internal number to an item that does not yet have a GTIN assigned to it only if the item is used within its own stores.

 **Important:** Some companies produce the same article in several countries, or in several plants. In this case the GTIN allocation should be coordinated centrally.

## 3.4 What to consider when numbering a trade item?

### 3.4.1 New products

The company responsible for allocating the numbers must ensure that each trade item corresponds to one and only one GTIN. A separate, unique GTIN is required whenever any of the predefined characteristics of an item are different in any way that is relevant to the trading process.

Although this list is not exhaustive, the basic predefined characteristics of a trade item are:

- The primary brand or, as may be defined by regulation (product name, product description).
- The trade item type and variety.
- The net content of trade item (weight, volume, or other dimension impacting trade).
- If the trade item is a grouping, the number of elementary items contained, and their subdivision in sub-packaging units.



### 3.4.2 Changes to existing products

A modification to any of the basic elements that characterise a trade item will usually lead to a change in the Global Trade Item Number (GTIN).

The details on when to change a GTIN are included in the Global Item Number (GTIN) Management Standard that is designed to help industry make consistent decisions about the unique identification of trade items in open supply chains. The GTIN Management Standard defines when GTIN changes are needed at the retail consumer trade item level (base unit) as well as on higher level trade items (e.g., case, pallet) that currently exist and are used in distribution processes.



**Note:** Local, national or regional regulations may require more frequent GTIN changes. Such regulations have precedence over the rules provided within the GTIN Management Standard.



**GTIN Management Rules:** The GTIN Management Standard as well as specific standard rules that apply to Upstream, Fresh Foods, and Healthcare can be found at <http://www.gs1.org/gtinrules>.

### 3.4.3 The uses of the GTIN

In whatever country the item is sold, its GTIN will remain valid. It is independent of local prices and methods of supply.

The GTIN is the number which appears in catalogues, product sheets, price lists and on documents or messages exchanged for the transaction to take place (orders, despatch advice or delivery notes and invoices).

A GTIN can also be allocated to services that may be invoiced, such as transport or storage for the account of a customer, etc.

### 3.4.4 Pre-priced items

Pre-pricing is discouraged as a trade practice as it introduces complexity for trade item file maintenance throughout the supply chain. However, if the price is marked on the item the GTIN should be changed when the price marked on the item changes (except for variable measure items, where other rules apply, see *section 6 Barcoding variable measure trade items*).

## 3.5 What if the legal status of a brand owner changes?



**Note:** Taken from [GENSPECS] section 1.6

Additional guidelines apply when a company changes legal status as a result of an acquisition, merger, partial purchase, split or spin-off.

GS1 Member Organisations may adapt the following guidelines if the law of the country makes it absolutely necessary.

Companies SHOULD notify their GS1 Member Organisation of any legal status change within one year of that change to facilitate a smooth transition.

### 3.5.1 Acquisitions and mergers

If a company is being acquired by or merged with another company and has stock on hand, the stock's existing Global Trade Item Numbers (GTINs) should be kept. Products that are produced after the acquisition or merger may keep the GTIN allocated before the acquisition if the acquiring company maintains the licence with the GS1 Member Organisation to use the applicable GS1 Company Prefix or keys.

### 3.5.1.1 GS1 identification keys transferred to an acquiring company

An acquisition or merger often implies that a company has taken over another company and has assumed responsibility for the acquired company's GS1 Company Prefixes and any individually assigned GS1 identification keys. For example, products that the acquired company identified using its GS1 Company Prefix or individually assigned GTINs can still be produced using the same keys after the merger, since the acquiring company now has the licence to use the acquired company's GS1 Company Prefix(es) and GS1 identification keys. If it so desires, the acquiring company can also choose to identify the products using their own GS1 Company Prefix.

- ✔ **Note:** A company should be careful when centralising the allocation of all numbers under one GS1 Company Prefix, for example resulting in a change of the GTIN of existing products, which are otherwise unchanged. Centralising the allocation of all numbers under a single GS1 Company Prefix should be an exception, as it may result in additional work and data file maintenance for customers.

The importance of ensuring that trading partners are informed of any changes in a timely manner cannot be overemphasised.

### 3.5.1.2 GS1 identification keys not transferred to acquiring company

If a company acquires a division of a company, but its GS1 Company Prefixes continue to be used in other divisions not acquired, then the acquiring company must change the Global Trade Item Numbers (GTINs) and Global Location Numbers (GLNs) for the acquired division within one year.

- ✔ **Note:** The rules concerning the use of the seller's GTINs and other GS1 identification keys should be taken into consideration when drawing up the purchase contract.

At the earliest opportunity, the acquiring company SHOULD phase-in new numbers from its own range of numbers for items whose brand name it has acquired. The acquiring company will be able to do this, for example, when packaging is redesigned or reprinted.

## 3.5.2 Split or spin-off

When a company splits into two or more separate companies it is necessary for each GS1 Company Prefix of the original company to be transferred to only one of the new companies. Individually assigned keys also need to be transferred to only one of the new companies. If a company is left without a GS1 Company Prefix or individually assigned keys and has a requirement to identify products, locations, or assets etc., it will need to apply to a GS1 Member Organisation to obtain a new GS1 Company Prefix or individual key as appropriate.

The decision about which of the new companies should take the original GS1 Company Prefixes should be made in such a way as to minimise the impact on existing GS1 identification keys, in particular existing Global Trade Item Numbers (GTINs). The decision should be part of the legal arrangements of the new companies.

It is not necessary for existing stocks of items to be renumbered. However, when any of the split or spin-off companies has trade items that are numbered with a GS1 Company Prefix that it no longer holds, the company SHOULD renumber those items using its own GS1 Company Prefix when new labelling or packaging is produced. Customers should be notified well in advance of the changes.

Split or spin-off companies that retain a GS1 Company Prefix must keep a record of the GTINs created that have been allocated to items they no longer own. They must not re-use these GTINs for a period of at least four years after the company that split away last supplied goods identified by those GTINs. Therefore, the company that did not retain the GS1 Company Prefix has to keep the company that now maintains it informed of the dates on which goods were last supplied using that GS1 Company Prefix or to guarantee a date by which the number change will be made.

### 3.6 Lead time in re-using a GTIN

 **Note:** Taken from [GENSPECS] section 4.3.5.

A GTIN allocated to a trade item that has become obsolete must not be reused for another trade item until at least 48 months have elapsed after:

- the expiration date of the last original trade items produced with that number  
-or-
- the last original trade items produced with that number have been supplied to the customer.

The following sector-specific rules apply:

- Apparel: In the case of clothing the minimum retention period is reduced to 30 months.
- Healthcare: Companies must ensure that GTINs allocated to regulated healthcare trade items SHALL never be reused.

Exception: regulated healthcare trade items that have been withdrawn from the market and are reintroduced may use the original GTIN if they are reintroduced without any modifications or changes which require a new GTIN as specified by the GTIN Management Standard.

- Technical industries: GTINs that are marked directly on components and parts, such as used in rail rolling stock and infrastructure, SHALL never be reused.

For other trade items, brand owners should consider a longer period depending upon the type of goods and/or any regulatory framework. For example, steel beams may be stored for many years before entering the supply chain, and processes should be put in place to ensure that the GTIN is not reallocated for a significant period of time.

In addition, when contemplating the reuse of a GTIN, consideration should be given to the use of data associated with the original GTIN by trading partners for statistical analysis or service records, which may continue long after the original trade item was last supplied.

If a GTIN has been assigned to an item, which was then never actually produced, the GTIN may be deleted from any catalogue immediately without first being marked as discontinued. In this exceptional case the GTIN may be reused 12 months after deletion from the seller’s catalogue.

## 4 Processing the GTIN

### 4.1 The content of the database

The GTIN is a unique identification number for a trade item. This uniqueness is achieved whichever of the four data structures (described in Section 3.1, GTIN structure) is used.

There are four GTIN formats. For applications that require a uniform 14-digit format, leading zeroes need to be added:

**Figure 4-1** 14-digit representation of the four GTIN formats

	added zero(es)						right aligned GTIN string							
	←-----						-----→							
(GTIN-8)	0	0	0	0	0	0	N <sub>1</sub>	N <sub>2</sub>	N <sub>3</sub>	N <sub>4</sub>	N <sub>5</sub>	N <sub>6</sub>	N <sub>7</sub>	N <sub>8</sub>
(GTIN-12)	0	0	N <sub>1</sub>	N <sub>2</sub>	N <sub>3</sub>	N <sub>4</sub>	N <sub>5</sub>	N <sub>6</sub>	N <sub>7</sub>	N <sub>8</sub>	N <sub>9</sub>	N <sub>10</sub>	N <sub>11</sub>	N <sub>12</sub>
(GTIN-13)	0	N <sub>1</sub>	N <sub>2</sub>	N <sub>3</sub>	N <sub>4</sub>	N <sub>5</sub>	N <sub>6</sub>	N <sub>7</sub>	N <sub>8</sub>	N <sub>9</sub>	N <sub>10</sub>	N <sub>11</sub>	N <sub>12</sub>	N <sub>13</sub>
(GTIN-14)	N <sub>1</sub>	N <sub>2</sub>	N <sub>3</sub>	N <sub>4</sub>	N <sub>5</sub>	N <sub>6</sub>	N <sub>7</sub>	N <sub>8</sub>	N <sub>9</sub>	N <sub>10</sub>	N <sub>11</sub>	N <sub>12</sub>	N <sub>13</sub>	N <sub>14</sub>

The GTIN is an access key to all data related to the particular trade item.

Hierarchies of trade items can be defined by linking GTINs. An example would be the links between the GTIN A of a can of paint, the GTIN B of a box of ten cans of paint (10 units of GTIN A), and a pallet of 24 boxes (24 units of GTIN B) of ten cans of paint (240 units of GTIN A).

Such hierarchies enable companies to control their stock-keeping and ordering processes, for example to compare sales at the checkout with the number of units received or still in stock.

## 4.2 Transmission of product information

Transmission of information concerning the item is a prerequisite for the collaboration between supplier and customer and third parties such as logistic services providers.

This information is used in a wide range of processes in demand and supply chains. Most processes cannot be carried out correctly if the proper item information is not available, an example would be when a cashier scans an item but the cash register displays the message “unknown item”. And there are many other processes such as ordering, invoicing and stockroom operations when it is essential to have the correct item information. Therefore, in addition to the flow of goods, there is a flow of information necessary between trading partners.

Comprehensive information should be transmitted:

- GTIN of the trade item
- GLN of the supplier
- Brand name and product name
- A full product description and an abbreviated description for use at the point of sale (display, receipts)
- The physical characteristics of the trade item including dimensions, net weight
- Composition of trade item groupings, including the number of single trade items contained in larger trade units
- etc.

## 4.3 How should the information be exchanged?

Product information should be exchanged electronically to enable a timely and precise communication of data attributes. GS1 supports various methods, the most prominent one is GS1's Global Data Synchronisation Network (GDSN). Another frequently used method is EDI, GS1 offers dedicated standard messages for item master data exchange.

## 4.4 When should communication occur?

It is vital to ensure that GTINs and associated data are timely and accurately communicated to all involved parties in a value chain. This ensures that any scanned barcode and read RFID tag can be associated with accurate, up to date, data. This is particularly essential for items scanned at the point-of-sale, where the absence of accurate data may have legal implications.

Communication of GTINs and associated data is essential in the cases listed below. In any situation, the information must be sent well ahead of time in order to give the trading partner a chance to process it.

1. New trade relationship. All the GTINs of products involved in a new trade relationship should be sent to the trading partner with the associated data.
2. New item in the assortment. The GTIN should be passed on as a matter of course during the first contact between the account manager and the buyer.
3. New GTIN allocated to existing product. If a change in a product demands a new number, the new GTIN must be communicated immediately when trading partners are being notified of the product change. The information must be given to the trading partner before the goods concerned will be supplied.

4. Promotions with a different GTIN. Many retailers plan promotional special offers well in advance. The special offers are often preceded by a registration procedure, which makes it essential that the related GTINs are communicated as early as possible.
5. Temporary replacement item with a GTIN different from the normal one. If for whatever reason, a manufacturer supplies an item with a different GTIN from the one expected by the trading partner, it is essential that the new GTIN is forwarded and entered into the database in time.
6. Rack jobbing (also known as vendor refill). It may be possible that a rack jobber restocks an item on the shelf that has a different GTIN, which has not yet been entered in the database. Rack jobbers should therefore always check whether the GTIN on the item is the same as that usually present on the shelf. If not, then the person responsible for the database in the store must be notified of the change.

## 5 Barcoding trade items

 **10 steps to barcode your product:** <http://www.gs1.org/10-steps-to-barcode-your-product>

### 5.1 Barcode production and quality

Barcodes are usually included in the production process at the producer site; they are either pre-printed with other information present in the packaging, or a label is affixed to the item on the production line.

There are several ways to apply a barcode to an item:

- Integrating the barcode into the packaging design
- On-line direct printing onto packaging
- Affixing a pre-printed label


#### 5.1.1 Scanning environments and printing methods

The scanning environment and printing method are important factors to take into account when creating a correct barcode.

The following printing methods can be distinguished:

- Traditional
  - Flexography, offset lithography, photogravure
- Digital
  - Inkjet, thermal, laser
- Direct part marking
  - Dot peen, electro-chemical etching, engraving, laser marking etc.

When it comes to scanning environments, the first distinction to be made is whether the equipment to be used will be laser-based, image-based or a mix of both. Another aspect is the type of application (retail POS, healthcare point-of-care, distribution) and the way the scanning equipment will be operated (e.g. flatbed scanners, handheld scanners, fixed mounted scanners).

 **Scanner environments and printing methods (fact sheet):**  
[http://www.gs1.org/docs/barcodes/GS1\\_Barcodes\\_Fact\\_Sheet-Scanner\\_enviroments\\_and\\_printing\\_methods.pdf](http://www.gs1.org/docs/barcodes/GS1_Barcodes_Fact_Sheet-Scanner_enviroments_and_printing_methods.pdf)

### 5.1.2 Sizes

Barcodes can be printed in various sizes. The size to be selected, besides of the scanning environment, depends also on the printing conditions. A small barcode can be used if good quality printing is coupled with a good quality substrate.

For each type of barcode, the size may vary between a minimum size and a maximum size. For direct printing, it is determined by the printer after tests. Equipment that constructs barcodes from pixels or dots will not be able to produce barcodes in the full range of sizes.

Another factor that should always be taken into account when deciding about the barcode symbol size should be the environment in which it is to be scanned. Symbols intended for retail applications may be as small as the print quality permits, whereas the barcodes for warehouse environment should be as large as it is necessary to allow scanning from a considerable distance, i.e. by an operator of a truck.

### 5.1.3 Quiet Zones

All types of barcodes have Quiet Zones before the first bar and after the last bar.

This Quiet Zone is extremely important and must be respected. The size of the Quiet Zone area varies depending on the symbol size and type of the barcode. Any print within Quiet Zones can prevent the reading of the barcode symbol.

**Figure 5-1** Example of Quiet Zones



### 5.1.4 Colours and contrast

Scanners work by measuring reflectance. There must be sufficient contrast between dark bars and light spaces. There must be sufficient density of ink in the bars not to create voids.

Typical scanners use a beam of red light. A contrast that seems to be satisfactory for human eyes may be insufficient for scanners.

Barcodes can be printed in various colours. A general indication is that light colours including red and orange are suitable for the light bars (spaces) and quiet zones. Dark colours including black, blue, and green are suitable for the bars. Composite colours are not adequate to print barcodes. It is best to use solid colours.

High-gloss substrates may change the reflectance and checks must be made before printing. Transparent over-wraps may also reduce contrast and checks on the completed package should be made if over-wrapping is used.

### 5.1.5 Print quality

The printing conditions must be checked regularly throughout the print run to ensure they have not deteriorated since the initial assessment was made. There are various means to assess the quality of a barcode. Simple visual ways can be used, for example by printing small gauges on packages and labels that can be checked during printing to monitor quality. Your GS1 Member Organisation can provide further advice.

When determining in which orientation to print the barcode, the print process involved should be taken into account. For example, when using a flexographic process, it is essential to print the barcode in the print direction because of the ink "spread" associated with this printing process.

When using a lithography process, spread is usually insignificant. In all cases the printer specifications should be checked.

**i** **GS1 barcode verification guidelines:** For more information on print quality see the *GS1 General Specifications* and the GS1 barcode verification guidelines  
 1D barcode verification guideline:  
<http://www.gs1.org/docs/barcodes/1D Barcode verification implementation guideline.pdf>  
 2D barcode verification guideline:  
<http://www.gs1.org/barcodes/docs/barcodes/2D Barcode Verification Process Implementation Guideline.pdf>

### 5.1.6 Symbol placement guidelines

Productivity and scanning accuracy improve considerably when the barcode location is easily accessible. Consistency in the location of the barcode achieves maximum productivity in any scanning environment.

#### 5.1.6.1 Symbol placement guidelines for retail items

The barcode, including the human readable digits underneath (identification number) must be visible and free of any obstacles preventing it from scanning.

Never allow two barcodes encoding different GTINs to be visible on a package. This is particularly relevant to multi-packs, especially those with clear wrapping. Therefore, multi-packs must carry a separate GTIN, with all internal barcodes obscured.

**Figure 5-2** Example of GTINs on Multi-Packs



If the item is random wrapped, the same barcode can be printed more than once on the wrapping. This ensures that one complete barcode is always visible.

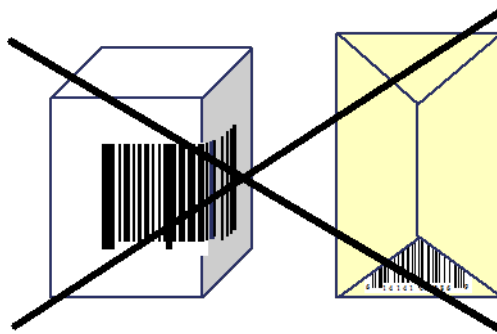
**Figure 5-3** Example of Random Wrapped GTINs





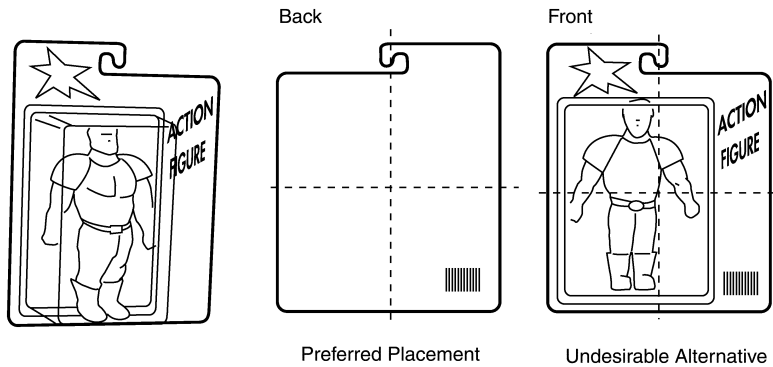
Scanning is most successful when the barcode is printed on a reasonably smooth surface. Avoid printing around the corners or on folds, creases, seams, and any other uneven packaging area.

**Figure 5-4** Incorrect Barcode Surface Examples



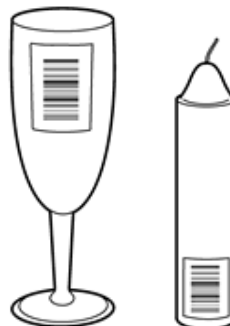
Sometimes the irregular shape of packaging prevents the barcode from flat (parallel) contact with the scanning surface of slot scanners. This applies in particular to carded, blister-packed, or concave items.

**Figure 5-5** Additional Barcode Surface Examples



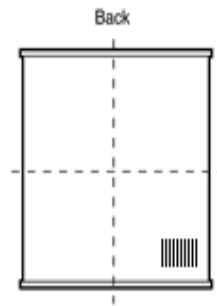
On cylindrical products, where the printing direction allows, it is generally desirable that the bars are perpendicular to the axis of the cylinder (ladder style), so that a scan line can pass through the symbol on as near a flat plane as possible. This caters for the problems associated with curves on items such as cans and bottles. The ladder orientation is imperative for curved surfaces with a small radius.

**Figure 5-6** Cylindrical barcode surface examples



The preferred placement for a barcode is on the lower right quadrant of the back, respecting the proper Quiet Zone areas around the barcode symbol and the edge rule. The alternative is on the lower quadrant of another side of the container.



**Figure 5-7** Barcode on the Lower Right Quadrant


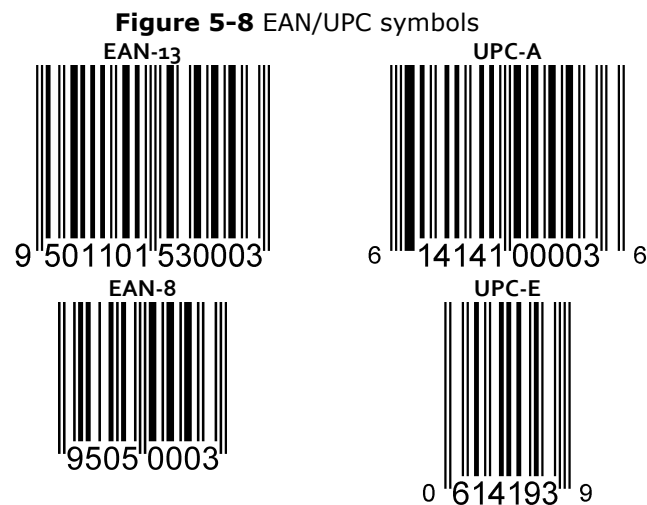
Edge rule: The barcode symbol must not be closer than 8 mm or farther than 100 mm from any edge of the package / container.

For symbol placement guides on non-retail items see section 8

## 5.2 Barcode types used in GS1 system

### 5.2.1 EAN/UPC symbols

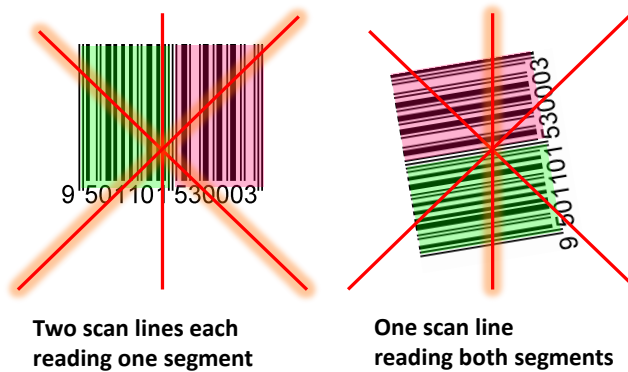
Trade items that are sold through retail outlets will generally be barcoded with one of the EAN/UPC symbols: EAN-13, UPC-A or EAN-8 or UPC-E. EAN/UPC symbols may also be used for trade items intended only for general distribution (not for retail sale, such as outer cases).



#### **EAN/UPC family (fact sheet):**

[http://www.gs1.org/docs/barcodes/GS1\\_Barcodes\\_Fact\\_Sheet-GS\\_%20EAN\\_UPC\\_family.pdf](http://www.gs1.org/docs/barcodes/GS1_Barcodes_Fact_Sheet-GS_%20EAN_UPC_family.pdf)

EAN/UPC Symbols are designed for scanning by retail omnidirectional scanners, which means they can be read from all directions by a fixed scanner. This is accomplished by splitting the barcode in two segments that are taller than they are wide.

**Figure 5-9** Omnidirectional scanning


The symbols may represent GTIN-12s or GTIN-13s and when they are used on outer cases they must be used at a size of at least an X-dimension of 0.495 mm (0.0195 inch) or greater. This is because they may be scanned on automatic scanning systems at goods inward that require larger symbols. If printing conditions and/or the quality of substrate are not adequate to print the barcode symbol directly on the package, the symbol may be printed on a label affixed to it.

Truncation, (reducing the height of the symbol) removes the omnidirectional capability. Truncation should be a last resort when there is not enough space for a full size barcode.

The following barcode symbols are shown here in target X-dimensions including Quiet Zones. The minimum and maximum X-dimensions are given for each type of barcode. See Appendix A.3, Dimensions of Modules and symbols at different magnification for a detailed table of dimensions of EAN/UPC symbols.

A useful device to help maintain the Quiet Zone in some production processes is to include a “less than” (<) and/or “greater than” (>) characters in the human readable field aligned with the edge of the Quiet Zone. Those marks are referred to as the “Quiet Zone Indicators”.

### 5.2.1.1 EAN-8 symbol

**Figure 5-10** Example of EAN-8 symbol


Min. X-dimension: 0.264 mm (0.0104 inch)

Max. X-dimension: 0.660 mm (0.0260 inch)

Target X-dimension: 0.330 mm (0.0130 inch)




**Note:** The X-dimension is the specified width of the narrow element in a barcode symbol. This width varies from one symbology to another.

### 5.2.1.2 EAN-13 symbol

**Figure 5-11** Example of EAN-13 symbol



Min. X-dimension: 0.264 mm (0.0104 inch)  
 Max. X-dimension: 0.660 mm (0.0260 inch)  
 Target X-dimension: 0.330 mm (0.0130 inch)


 **Note:** X-dimensions are stated only for retail POS scanning environment

### 5.2.1.3 UPC-A symbol

**Figure 5-12** Example of UPC-A symbol



Min. X-dimension: 0.264 mm (0.0104 inch)  
 Max. X-dimension: 0.660 mm (0.0260 inch)  
 Target X-dimension: 0.330 mm (0.0130 inch)


 **Note:** X-dimensions are stated only for retail POS

### 5.2.1.4 UPC-E symbol

**Figure 5-13** Example of UPC-E symbol




Min. X-dimension: 0.264 mm (0.0104 inch)  
 Max. X-dimension: 0.660 mm (0.0260 inch)  
 Target X-dimension: 0.330 mm (0.0130 inch)

 **Note:** X-dimensions are stated only for retail POS

### 5.2.2 ITF-14 symbol

The use of the ITF-14 (Interleaved 2 of 5) symbology is restricted to the barcoding of identification numbers on trade items NOT passing through retail checkouts. This symbology is better suited for direct printing onto corrugated fibreboard.

**Figure 5-14** Examples of ITF-14 symbol  
(left: rectangular bearer bars, right: top-bottom bearer bars)



**GS1 barcodes (fact sheet):**

<http://www.gs1.org/docs/barcodes/GS1%20Barcodes%20Fact%20Sheet%20-%20GS1%201D%20symbols%20for%20general%20distribution%20only.pdf>

For companies wishing to print the barcode directly on the carton, particularly on corrugated cardboard, the ITF-14 symbol is more suitable because the printing requirements are less demanding. Pre-printing or direct print by thermal transfer or ink-jet may be possible.


These symbols may be used to represent the GTIN when there is no need to provide any extra information such as the product’s best before date, net weight or serial number. These symbols were introduced to help users print scannable barcodes directly onto corrugate packaging as they are larger than EAN/UPC symbols and have a simpler pattern of bars and spaces that is easier for scanners to decode.

The range of sizes allowed for an outer case is from an x-dimension of 0.495 mm (0.0195 inch) to 1.016 mm (0.0400 inch).

Whichever size of symbol is used, the height of the bars must be at least 31.75 mm (1.250 inch), as this makes scanning the barcodes much easier.

**Figure 5-15** ITF-14 symbol size




 **Note:** This diagram is not intended for use as a basis for measurement.

Dimensions below do not include the bearer bar:

Min. X-dimension: 0.495 mm (0.0195 inch)

Max. X-dimension: 1.016 mm (0.0400 inch)

Target X-dimension: 0.660 mm (0.0260 inch)


 **Note:** X-dimensions are stated for trade items scanned in general distribution applications.

### 5.2.3 GS1-128 symbol

The GS1-128 symbology is a variant of Code 128 symbology. Its use is exclusively licensed to GS1. It is not intended to be read on items passing through retail checkouts. GS1-128 can encode the SSCC and / or GTIN and additional data using the GS1 Application Identifiers.

**Figure 5-16** Example of GS1-128 symbol




 **GS1 symbols used in general distribution (fact sheet):**  
<http://www.gs1.org/docs/barcodes/GS1%20Barcodes%20Fact%20Sheet%20-%20GS1%201D%20symbols%20for%20general%20distribution%20only.pdf>

 **Note:** This diagram is not intended for use as a basis for measurement.

Min. X-dimension: 0.495 mm (0.0195 inch)

Max. X-dimension: 0.940 mm (0.0370 inch)

Target X-dimension: 0.495 mm (0.0195 inch)

 **Note:** X-dimensions are stated for logistic units scanned in general distribution applications.

These barcodes were introduced to allow users to provide extra information about the product alongside the GTIN that identifies it, and so are often used for products with short product life, or that need to be tracked individually with serial numbers. These are the symbols that must be used for variable measure trade items as they need to encode the GTIN for the product and its measure, usually net weight for foods.


These barcodes will usually be printed on-demand and most users will use thermal transfer printers to do this, although other techniques may be used. These symbols are similar to the EAN/UPC barcodes in that they cannot be printed directly onto brown corrugate packaging, and most users will print these onto white labels.

The GS1-128 is of variable length, depending on the number of characters encoded, the types of character encoded and the X-dimension (resulting in overall symbol size) achieved. For a given length of data, the symbol size is variable between limits, to accommodate the ranges in quality achievable by the various printing processes. The symbol is designed to be read bi-directionally by fixed or portable scanners.

### 5.2.4 GS1 DataBar family

GS1 DataBar is a family of linear symbologies. Its use is exclusively licensed to GS1. Its small size and ability to include attributes make it a suitable barcode for specific applications, such as fresh foods scanned at POS, and scanning of coupons.

**Figure 5-17** GS1 DataBar family overview (not actual size images)



**GS1 DataBar family (fact sheet):**

[http://www.gs1.org/docs/barcodes/GS1\\_Barcodes\\_Fact\\_Sheet-GS1\\_DataBar\\_family.pdf](http://www.gs1.org/docs/barcodes/GS1_Barcodes_Fact_Sheet-GS1_DataBar_family.pdf)

#### 5.2.4.1 GS1 DataBar omnidirectional

**Figure 5-18** Example of GS1 DataBar omnidirectional symbol



- Minimum x-dimension 0.264 mm (0.0104' inches)
- Target x-dimension: 0.330 mm (0.0130' inches)
- Maximum x-dimension: 0.660 mm (0.0260' inches)



**Note:** Minimum X-dimensions are stated only for retail POS

#### 5.2.4.2 GS1 DataBar stacked omnidirectional

The GS1 DataBar stacked omnidirectional barcode is a full height, two-row version of the GS1 DataBar Omnidirectional barcode that is designed to be read by an omnidirectional scanner, such as a retail slot scanner. For loose produce being weighed at the point of sale (POS) using GS1 DataBar Stacked Omnidirectional is permitted.

**Figure 5-19** Example of GS1 DataBar stacked omnidirectional symbol



- Minimum x-dimension 0.264 mm (0.0104' inches)
- Target x-dimension: 0.33 mm (0.013' inches)
- Maximum x-dimension: 0.660 mm (0.0260' inches)

 **Note:** Minimum X-dimensions are stated only for retail POS

### 5.2.4.3 GS1 DataBar expanded stacked symbol

**Figure 5-20** Example of GS1 DataBar expanded stacked symbol



Minimum x-dimension 0.264 mm (0.0104' inches)

Target x-dimension: 0.33 mm (0.013' inches)


Maximum x-dimension: 0.660 mm (0.0260' inches)

 **Note:** Minimum X-dimensions are stated only for retail POS

### 5.2.5 GS1 DataMatrix

GS1 DataMatrix is a variant of Data Matrix ISO/IEC ECC 200. The Function 1 symbol Character in the first position ensures GS1 system compatibility. GS1 DataMatrix can encode the GTIN and additional data using the GS1 Application Identifiers. It is currently being implemented for barcoding a GTIN (and additional data) on medical devices and healthcare items.

**Figure 5-21** Example of GS1 DataMatrix symbol encoding a GTIN, expiry date and batch number



 **GS1 Barcodes – 2D symbols (fact sheet):**

[http://www.gs1.org/docs/barcodes/GS1\\_Barcodes\\_Fact\\_Sheet-GS1\\_2D\\_symbols.pdf](http://www.gs1.org/docs/barcodes/GS1_Barcodes_Fact_Sheet-GS1_2D_symbols.pdf)


For healthcare companies wishing to print barcodes on their regulated healthcare products (e.g. sold at pharmacies). The technical description of GS1 DataMatrix contained in *GS1 General Specification* provides additional information based on ISO/IEC technical specification 16022, and it is provided as a further aid in the development of specific applications.

 **Note:** GS1 DataMatrix symbol shown above has been magnified to show detail

Minimum x-dimension 0.396 mm (0.0156' inches)

Target x-dimension: 0.495 mm (0.0195' inches)

Maximum x-dimension: 0.743 mm (0.0293' inches)

 **Note:** Minimum sizes are stated only for retail POS



**GS1 DataMatrix Guideline:**

[http://www.gs1.org/docs/barcodes/GS1\\_DataMatrix\\_Introduction\\_and\\_technical\\_overview.pdf](http://www.gs1.org/docs/barcodes/GS1_DataMatrix_Introduction_and_technical_overview.pdf)

**5.2.6 GS1 QR Code**

GS1 QR Code is a subset of ISO/IEC QR Code that is a matrix symbology. The Function 1 Symbol Character in the first position ensures GS1 system compatibility. GS1 QR Code can encode the GS1 keys and additional data using the GS1 Application Identifiers. See below an example application, 'extended packaging', that encodes a URL in association with a GTIN.

**Figure 5-22** Example of GS1 QR Code symbol encoding a GTIN AI (01) and extended packaging URL: AI (8200)



(01) 0 9501101 02091 7  
(8200) <http://www.gs1.org>



**Note:** GS1 QR Code symbol shown above has been magnified to show detail

Minimum x-dimension 0.396 mm (0.0156' inches)

Target x-dimension: 0.495 mm (0.0195' inches)

Maximum x-dimension: 0.743 mm (0.0293' inches)



**GS1 Barcodes – 2D symbols (fact sheet):**

[http://www.gs1.org/docs/barcodes/GS1\\_Barcodes\\_Fact\\_Sheet-GS1\\_2D\\_symbols.pdf](http://www.gs1.org/docs/barcodes/GS1_Barcodes_Fact_Sheet-GS1_2D_symbols.pdf)

**5.3 Choosing between barcodes**

Users should take the following considerations into account when choosing a barcode type.

The first consideration in deciding which barcode to use is the type of data that needs to be encoded. Not all barcode symbols support inclusion of attributes. Furthermore, some barcode symbols only support specific GTIN formats.

**Figure 5-23** Data per barcode symbol type

Symbol	GTIN format	Support for attributes?
EAN-8	→ GTIN-8	No
UPC-A	→ GTIN-12	No
UPC-E	→ GTIN-12 (only certain numbers, see appendix A.2)	No
EAN-13	→ GTIN-13	No
ITF-14	→ All GTIN formats are supported. For GTIN-8, GTIN-12 and GTIN-13 leading zeroes need to be added to arrive at the 14-digit format required by this barcode.	No
GS1-128, GS1 DataBar, GS1 DataMatrix, GS1 QR Code	→ All GTIN formats are supported. For GTIN-8, GTIN-12 and GTIN-13 leading zeroes need to be added to arrive at the 14-digit format required by these barcodes.	Yes



The second consideration in deciding which barcode to use is the type of scanner and the scanning environment in which the barcode will be scanned. The table below lists which barcode types are currently approved in the main scanning environments distinguished in the GS1 standards.

**Figure 5-24** Barcode scanning environments

Symbol	Scanners	Point-of-sale (POS)	General distribution and logistics	Healthcare	Direct marking
EAN/UPC	laser or camera	X	X	X	
GS1-128	laser or camera		X	X	
ITF-14	laser or camera		X	X	
GS1 DataBar	laser or camera	X	X	X	
GS1 DataMatrix	camera only	(x)		X	X
GS1 QR Code	camera only	(x)			X

(x) Approved as additional symbol in addition to the main symbol.

## 6 Barcoding variable measure trade items

A variable measure trade item is product that is traded in a varying quantities (e.g. contained number of pieces) or in a varying measure (e.g. net weight or length). Examples of such products are fruits and vegetables, meat, cheese, rope, chain, fabric, carpet on a roll, etc.

### 6.1 Variable measure trade items scanned at retail point-of-sale

Unlike a fixed measure trade item, a variable measure trade item has one measure that varies continuously while other characteristics remain the same. The variable measure may be weight, length, quantity contained or volume.

Two methods exist to identify and barcode such trade items for the retail point-of-sale: 1. GTIN (recommended approach), 2. Restricted Circulation Number (RCN).

#### 6.1.1 GTIN in a GS1 DataBar

If a GTIN will be used to identify the item, the allowed barcodes are GS1 DataBar Expanded and Expanded Stacked.

The global adoption of GS1 DataBar is an ongoing process, especially for fresh food products. More information can be found in:



#### **Fresh Food Implementation Guide:**

[http://www.gs1.org/docs/freshfood/Fresh\\_Food\\_Implementation\\_Guide.pdf](http://www.gs1.org/docs/freshfood/Fresh_Food_Implementation_Guide.pdf)

#### 6.1.2 Restricted Circulation Number in an EAN/UPC barcode

Restricted Circulation Numbers (RCNs) can also be applied to variable measure items, since they allow embed the weight, quantity or price in an EAN/UPC barcode.

The exact structure of the RCN is determined by each GS1 Member Organisation for their respective territory:

- The GS1 Prefix is selected by the Member Organisation from the range 02 and 20 to 29.
- The item reference may be allocated by:
  - The retailer (from the capacity made available by MO)
  - The supplier from a range of numbers allocated to him by the GS1 Member Organisation

- The GS1 Member Organisation in case a national generic number has been defined for a particular type of item.
  - The measure or price may include a special verifier digit.
- !** **Important:** The solutions for barcoding variable measure products using RCNs are national solutions. Companies that export must adopt the solutions in force in the country of destination. Details are available at the respective GS1 Member Organisation.

To be written by each Member Organisation:  
information on the available RCN ranges and structures

## 6.2 Variable measure trade items not scanned at retail point-of-sale

These are items sold and distributed between trading partners, but not directly to end consumers. Examples include:

- Items ordered in bulk (products sold by kilo such as vegetables and fruit; or by length such as carpets or cables),
- Items sold by piece such, such as a round of cheese or a carcass of meat.
- Predefined groupings of variable measure general retail consumer trade items, for example a crate containing ten chickens, or an outer case containing six cheeses.

The GTIN-14 Identification Number with the indicator "9" is used to identify such variable measure trade items. To complete the identification of a trade item the presence of the specific measure of the item is mandatory.

When several non-retail Variable measure trade items exist for a specific retail Variable measure trade item, each one must be allocated its own GTIN starting with a 9.

The following is an example of a complete identification number in barcoded form, configured for measuring an item in kilograms.

**Figure 6-1** Example using GS1 Application Identifiers to identify a variable measure trade item

AI	GTIN	AI	Measure
0 1	9 N <sub>1</sub> N <sub>2</sub> N <sub>3</sub> N <sub>4</sub> N <sub>5</sub> N <sub>6</sub> N <sub>7</sub> N <sub>8</sub> N <sub>9</sub> N <sub>10</sub> N <sub>11</sub> N <sub>12</sub> C	3 1 0 X	M <sub>1</sub> M <sub>2</sub> M <sub>3</sub> M <sub>4</sub> M <sub>5</sub> M <sub>6</sub>

There are two ways to translate this information into a barcode.

- Preferably with a GS1-128, to encode the identification number and the measure in a single symbol, using GS1 Application Identifier (01) for the GTIN, and one of the AIs from (3100) to (3169), or AI (8001) for the measure.
- Alternately, it is possible to have the GTIN encoded in an ITF-14 symbol and the measure in a GS1-128 symbol.

The measure is always expressed in six digits in the unit of measure defined by the AI. The position of the decimal point is indicated by the last digit (\*x) of the AI. If it has the value 0 it means that there is no decimal point, if it has the value 2 it means that there are two decimal digits.

For example, 005250 preceded by the AI (3103) signifies 5.25 kilograms.

Figure 6-2 Example of a variable measure trade item barcode



## 7 Identifying and barcoding trade item groupings

Users of the GS1 system have agreed that different types of trade item need to be identified separately from one another to make sure that any automatic handling systems can be designed to deal with them accurately and efficiently.

Trade items are products and predefined groupings of products that may be ordered, priced or invoiced at any point in the supply chain. They include individual items typically sold at a retail point of sale or scanned at point of use, and groupings of these items that are packaged together for ease of distribution and handling.

Examples of general retail consumer trade items (the name given to them in the *GS1 General Specifications*) include a single bar of chocolate and a single radio. Examples of trade item groupings or outer cases include a case containing 12 packets of breakfast cereal or six oil filters; the cases will not normally be sold at the retail point of sale but the items inside will be sold individually to the consumer.

Manufacturers of products sell their items by the trade item grouping or outer case to their customers which may be retailers, and the retailers generally sell trade items individually to their customers at the retail point of sale. It is important to be able to distinguish between single items and outer cases containing these items automatically so they must be identified with different numbers that are then represented in barcodes for scanning purposes.

Here we explain how to make sure that outer cases are allocated different identification numbers from general retail consumer trade items, how to choose the right barcode to use, and some of the common problems to avoid.

### 7.1 Identification (numbering)

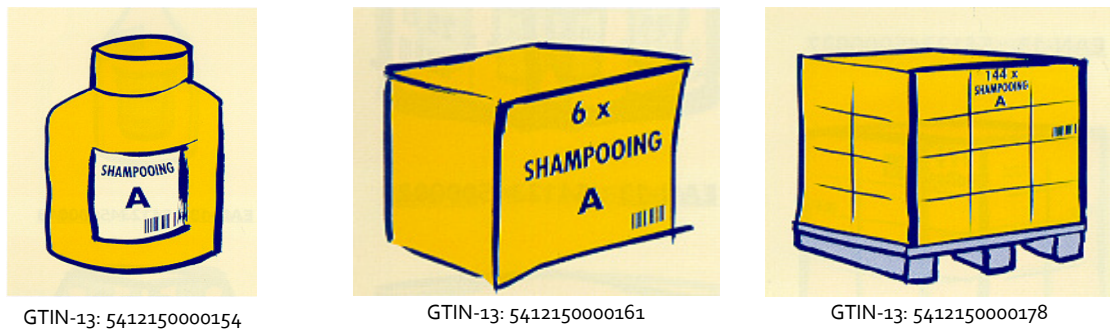
Outer cases can be identified in two ways:

1. With independent GTINs.
2. With GTIN-14 that is based on the GTIN of the consumer unit.

#### 7.1.1 Independent GTINs

By allocating a specific GTIN. A scenario based on GTIN-13 is shown below as an example.

**Figure 7-1** Trade item groupings identified with independent GTINs



#### 7.1.2 GTIN-14 based on GTIN of consumer unit

This solution is only available for homogeneous groupings of trade items, where all units contained in the group are identical.

This number is formed by taking the number allocated to the consumer unit, and preceding the number by an indicator, which can take the value 1 to 8.

The indicator digit has no explicit meaning – they simply generate different numbers with different check digits that will identify the different levels of packaging for the same item. The indicators 1 to

8 may be used in any order, and some may not be used at all. A scenario based on GTINs is shown below as an example.

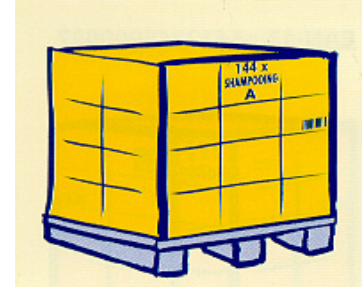
**Figure 7-2** Trade item groupings identified with GTIN-14 based on GTIN of consumer unit



GTIN-13: 5412150000154



GTIN-14: 15412150000151



GTIN-14: 25412150000158



**Note:** GTIN-14s beginning with 9 are created in a similar manner, and are used to identify outer cases with varying content (see section 6 for variable measure trade items).

## 7.2 Allowed barcode types

For trade item groupings that only need to be identified in distribution and never at POS, the recommended barcodes are:

- ITF-14
- GS1-128

For trade item groupings that need to be identified in distribution process as well as at retail POS the only allowed barcodes are:

- EAN/UPC
- GS1 DataBar



**Note:** Note that a larger X-dimension is required for barcodes on such items.

See section 5 for more information about the GS1 barcode types.

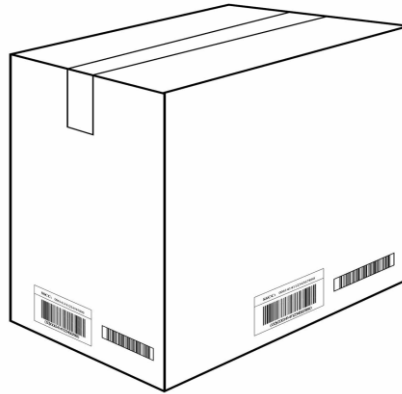
## 7.3 Symbol placement guidelines on outer cases

The minimum requirement is to place at least one barcode symbol on each trade item or logistics unit. However, the best practice is to fix two labels to adjacent sides of items packaged for transport.

### On cartons and outer cases

The lower edge of the barcode should be located 32 mm from the natural base of the item. The symbol (including Quiet Zones) should be at least 19 mm from the vertical edges. When using an ITF-14 barcode, the outer edges of the barcode's left or right bearer bar should be a minimum of 19 mm (0.75 inch) from the vertical edges of the side of the item.

**Figure 7-3** Barcodes on Cartons and Outer Cases



#### On shallow trays and cases

If the height of a case or tray is less than 50 mm (2 inch) and printing a full height barcode with the human readable interpretation below the bars is impossible, or if the construction of the unit prevents accommodation of the full symbol height, the following options should be considered in this order of preference:

1. Place the Human Readable Interpretation adjacent to (obviously associated with) the symbol, outside the compulsory Quiet Zones.

**Figure 7-4** Barcodes on shallow trays and cases



2. When the height of the unit is less than 32 mm (1.26 inch), the symbol may be placed on the top of the package. The symbol should be placed with the bars perpendicular to the shortest side, and the symbol (including Quiet Zones) should be no closer than 19 mm (0.75 inch) from any edge.

## 7.4 Common problems to avoid

### 7.4.1 The same GTIN on two different items

When using ITF-14 or GS1-128 symbols on an outer case, it is not sufficient to place a leading zero before the GTIN-13 of the single item and encode this number in one of these different barcodes. Any leading zeroes before a GTIN only act as filler characters and do not change the GTIN.

If GTIN-13s are to be shown in ITF-14 or GS1-128 symbols to identify an outer case, they must be different 13-digit numbers which are then prefixed with a zero to allow them to be encoded in either of these symbols.

### 7.4.2 Two GTINs on one item

If the product may be sold at a retail point of sale as well as being scanned in a warehouse or at goods inward, one EAN/UPC symbol at a size of at least 150% (equal to an x-dimension of 0.495 mm) is sufficient. If any extra symbol were provided, it should represent the same GTIN as the product is still the same.

These are two examples of wrong unit marking. Such practice causes confusion for all the companies that deal with these items.

**Figure 7-5** Example of trade item with two different GTINs



This figure shows a GTIN in an EAN-13 symbol and just below another GTIN in an ITF-14 symbol.


### 7.4.3 Use of AIs (02) and (37) without SSCC

The GS1 Application Identifiers (02) and (37) cannot be used to specify the contents of a trade item. Predefined groupings of trade items (outer cases) should be allocated their own unique GTINs.

For example, when a product is sold in outer cases that contain 6, 12 or 24 items, these cases will have different dimensions and prices and should each be identified with separate GTINs. In that way customers and suppliers will know exactly which outer cases need to be ordered and delivered.

The GS1 Application Identifiers (02) and (37) may only be used to specify the number of trade items contained in a logistic unit. This implies that these application identifiers always need to be used in combination with GS1 Application Identifier (00) SSCC.

**Figure 7-6** Example of incorrect use of AI (02) and (37) (there is no AI (00) SSCC)



### 7.4.4 Poor print quality

All the barcodes being printed onto packaging or labelling should be verified to ensure that they will be scannable. This is particularly important when barcodes are being printed on-demand as the print process is more variable and needs to be checked more often.



Some basic rules to follow are:

- Ensure the print supplier guarantees the minimum quality of the printed barcodes by using an ISO/IEC compliant verifier
- Don't print EAN/UPC and GS1-128 symbols directly onto brown board
- Ensure the barcodes meet the minimum size requirements
- If using on-demand printing equipment, consider using online scanners to check the presence of scannable barcodes, as well as using barcode verifiers to confirm the quality expected from the particular printing process.

## 8 Identifying and barcoding logistic units

As shipments of goods arrive from manufacturing plants to warehouses for consolidation, cross docking, or storage, efficient and accurate receipt processes demand that trading partners have clear and aligned identification of pallets and cases. Likewise, shipments from manufacturers and distribution centres to stores, hospitals, construction sites, etc., mandate the same rigor in communications and identification of goods down to the product/ item level.

The **Serial Shipping Container Code (SSCC)** can be used by companies to identify a logistic unit, which can be any combination of trade items packaged together for storage and/or transport purposes; for example a case, pallet or parcel. The SSCC is a crucial key for traceability, since it uniquely identifies each distributed logistic unit and its content. The SSCC enables companies to track each logistic unit for efficient order and transport management.

As each logistic unit must be assigned its own unique SSCC, the pre-printing of the barcode symbol containing the SSCC on the packaging of the logistic unit is not practical. A label must be created, which will be attached to the logistic unit at the time that it is generated.

The **GS1 Logistics Label** standard allows users to identify logistic units uniquely so that they can be tracked and traced throughout the supply chain. The only mandatory requirement is that each logistic unit must be identified with a unique serial number, the Serial Shipping Container Code (SSCC). Scanning the SSCC barcoded on each logistic unit allows the physical movement of units to be matched with the electronic business messages that refer to them. Using the SSCC to identify individual units opens up the opportunity to implement a wide range of applications such as cross docking, shipment routing, and automated receiving. Besides the SSCC other information can be included on the GS1 Logistics Label.

### 8.1 SSCC structure

**Figure 8-1** SSCC Data Structure

SSCC (Serial Shipping Container Code)			
Extension digit	GS1 Company Prefix	Serial reference	Check digit
N <sub>1</sub>	N <sub>2</sub> N <sub>3</sub> N <sub>4</sub> N <sub>5</sub> N <sub>6</sub> N <sub>7</sub> N <sub>8</sub> N <sub>9</sub> N <sub>10</sub> N <sub>11</sub> N <sub>12</sub> N <sub>13</sub> N <sub>14</sub> N <sub>15</sub> N <sub>16</sub> N <sub>17</sub>		N <sub>18</sub>

The **GS1 Company Prefix** is assigned by a GS1 Member Organisation to the system user which is normally the company assembling the Logistic Unit. It makes the number unique world-wide but does not identify the origin of the unit.

The **serial reference** is a serial number that the company that has been assigned the GS1 Company Prefix chooses to complete the string of digits N2 to N17. The simplest way to allocate the item reference is sequentially that is 000, 001, 002, 003, ...

The **extension digit** is used to increase the capacity of the serial reference. It is assigned by the company that allocates the SSCC.

To be written by each Member Organisation:

## 8.2 The GS1 Logistics Label



### GS1 Logistics Label Guideline:

[http://www.gs1.org/docs/tl/GS1\\_Logistic\\_Label\\_Guideline.pdf](http://www.gs1.org/docs/tl/GS1_Logistic_Label_Guideline.pdf)

### 8.2.1 Representation of information

The information included on a GS1 Logistics Label comes in two basic forms.

1. Information to be used by people: This is comprised of Human Readable Interpretation (HRI), Non-HRI text and graphics.
2. Information designed for data capture by a machine: Barcodes.

Barcodes are machine readable and are a secure and efficient method for conveying structured data, while HRI, Non-HRI text and graphics allow people general access to basic information at any point in the supply chain. Both methods add value to GS1 Logistics Labels, and often co-exist on the same label.



#### **Note:** Note: HRI and Non-HRI Text.

For the purposes of interpreting this guideline, there are two types of text that appear on a label:

- HRI is the information below or beside a barcode which is encoded in the barcode and represents the same characters as carried in the barcode.
- Non-HRI Text is all other text on a label.

### 8.2.2 Building blocks

On the GS1 Logistics Label a distinction is made between the types of data communicated on the GS1 Logistics label, in order to facilitate interpretation by machines and people. For this purpose, the data can be expressed in three building blocks:

1. The 'Free Format' building block may contain Non-HRI text and graphics.
2. The 'Non-HRI Text Including Data Titles' building block contains Non-HRI text reflecting the information represented in the barcode(s) using data titles rather than AIs, and optionally additional information not represented in barcodes (preferably including data titles).
3. The 'Barcodes and HRI' building block contains the barcode(s) including human readable interpretation (HRI).

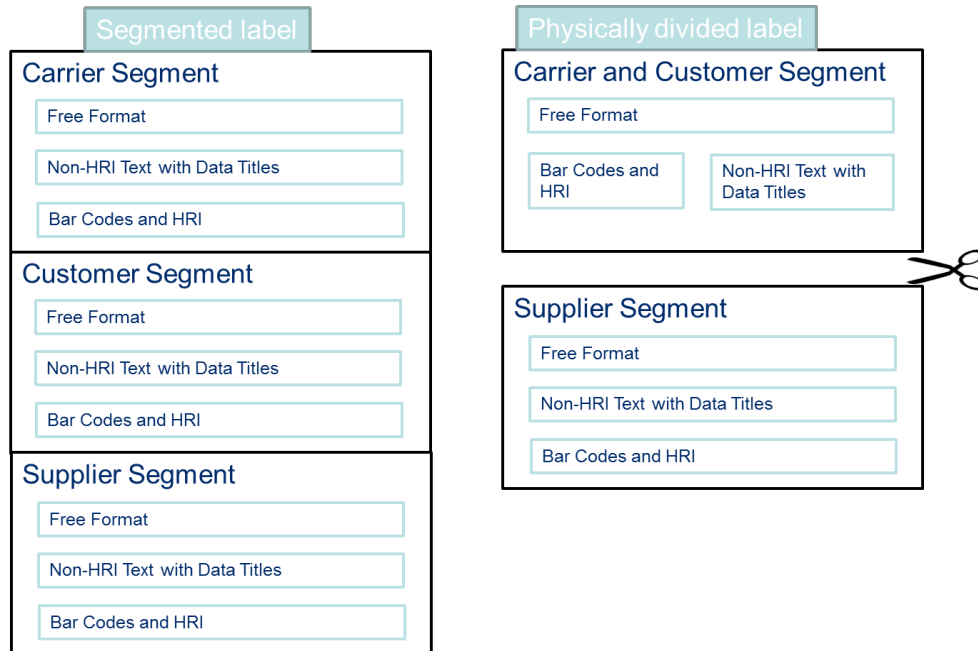
### 8.2.3 Segments

The information to be included on the label may become available at separate stages. Also some information may need to be replaced during the lifetime of the logistic unit. Dividing the label into separate segments is a way to address this.

A segment is a logical grouping of information that is generally known at a particular time. There may be up to three label segments on a GS1 Logistics Label, each representing a group of information. Generally, the order of the segments, from top to bottom, is: carrier (transport), customer, and supplier. However, this order and top/down alignment may vary depending on the size of the logistic unit and the business process being served.



**Figure 8-2** GS1 Logistics Label layout examples



### Supplier Segment

The supplier segment of the label contains information that is generally known at the time of packaging by the supplier. The SSCC is applied here as the unit identifier, along with the GTIN if used.

Other information that may be of interest to the supplier but might also be useful for customers and carriers can be applied. This includes product-related information such as product variant; dates such as production, packaging, expiration, and best-before dates; and lot, batch, and serial numbers.

### Customer Segment

The customer segment of the label contains information that is generally known at the time of order and order processing by the supplier. Typical information includes the ship to location, purchase order number, and customer-specific routing and handling information. If several logistic units are assembled to be transported under one despatch advice or Bill of Lading (BOL) to one customer the GSIN, AI (402) may also be applied in this customer segment.

### Carrier (Transport) Segment

The carrier (transport) segment of the label contains information that is generally known at the time of shipment and is typically related to transport. Typical information includes ship to postal codes, AI (420), Global Identification Number for Consignment, AI (401), and carrier-specific routing and handling information.

**Figure 8-3** Example of GS1 Logistics Label



On the label and within label segments these building blocks are usually placed top down: Free Format (top), Non-HRI text including Data Titles (middle), Barcodes and HRI (bottom). If space permits it, and providing the barcodes conform to the size specifications for the application, the lower two building blocks may be placed side by side.

### 8.2.4 Allowed barcode types

On the GS1 Logistics Label the only barcode currently allowed is:

- GS1-128

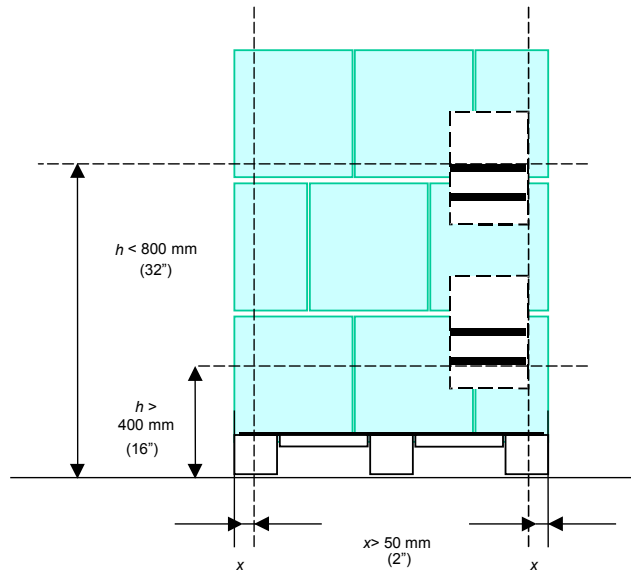
**Note:** Note that a larger X-dimension is recommended for barcodes on logistics labels.

See section 5 for more information about the GS1 barcode types.

### 8.3 Label placement guidelines on pallets

For pallets labels should be placed so that all the barcode symbols are at a height of between 400 mm and 800 mm from the base of the unit, and no closer than 50 mm from the vertical edge.

**Figure 8-4** Barcodes on Pallets



## 9 Identifying and barcoding locations

The Global Location Number (GLN) makes possible the unique and unambiguous identification of physical locations or legal entities.

A trade relationship may involve several companies; suppliers, customers and possibly a logistic service provider. In each company, several departments may be involved.

Trade partners need to identify in their own files, all the locations that are relevant to this relationship.

The GLN can be used in many ways. The GLN can be used to identify parties, physical locations and even digital locations.

### 9.1 GLN structure

The GLN uses a similar data structure as the GTIN-13 data structure and the numbers are non-significant. The same digits can be used for GTIN-13 and a GLN. No confusion arises because the applications are totally separate.

**Figure 9-1** GLN Data Structure

GS1 Company Prefix							Location reference					Check digit
N <sub>1</sub>	N <sub>2</sub>	N <sub>3</sub>	N <sub>4</sub>	N <sub>5</sub>	N <sub>6</sub>	N <sub>7</sub>	N <sub>8</sub>	N <sub>9</sub>	N <sub>10</sub>	N <sub>11</sub>	N <sub>12</sub>	N <sub>13</sub>

Each company or organisation holding a GS1 Company Prefix may assign Global Location Numbers to its own locations. Each different location that needs to be distinguished must be allocated a separate number.

**!** **Important:** In some countries GTIN and GLN numbers are allocated from separate pools – different numbers for each of them. Therefore, in order to avoid confusion and number clash, it is strongly advised to always contact your GS1 Member Organisation before assigning GLNs.

It is the responsibility of a company using GLNs to keep business partners informed of all the numbers it has issued, together with the corresponding details.

## 9.2 Use of the GLN in a barcode

Two main applications exist where GLNs are used in barcoded form:

1. As primary key in location marking
2. As attribute of a trade item or logistic unit

### 9.2.1 GLN used in a barcode to mark the location

The following GS1 Application Identifiers have been defined for the use of GLN in location marking:

- Physical location, AI (414)
- GLN Extension Component, AI (254)

Allowed barcode types:

- GS1-128
- GS1 DataMatrix
- GS1 QR Code

### 9.2.2 GLN used as attribute of a trade item or logistic unit

The following GS1 Application Identifiers have been defined for the use of GLN as attribute of a trade item or logistic unit:

- Deliver to location, AI (410)
- Invoice to location, AI (411)
- Purchased from location, AI (412)
- Ship for - Deliver for - Forward to location, AI (413)
- GLN of the production or service location, AI (416)
- Number of processor with ISO Country Code, AI (703\*)



**GLN Allocation Rules:** [www.gs1.org/glnrules](http://www.gs1.org/glnrules)

## 10 Special barcoding applications

### 10.1 Serial publications, books and printed sheet music

Published material (newspapers, magazines, and books) requires special consideration due to the following factors:

- A solution for published material should address the requirement to process returns (sorting and counting) to wholesalers and publishers. This implies the reading of a supplementary number that is not required for item identification.
- The international systems, ISSN, ISBN and ISMN already handle the numbering of publications, books and printed sheet music respectively.

#### 10.1.1 Serial publications

When identifying serial publications (e.g., newspapers, magazines, annual reports, etc.) the first and recommended option is to make use of the ISSN numbering system. The GS1 Prefix 977 is used for encoding of the ISSN assigned to a particular item without its check digit.

The second option is to identify serial publications in the same manner as any other trade item: using the GTIN-13 or GTIN-12 data structure.

The third option involves using a special GS1 Company Prefix (assigned by a GS1 Member Organisation within its territory), the publication number, and the price of the publication (provided that the national legislation allows this). With this option, the price is placed in clearly defined positions and is directly usable in the country of publication. However, as soon as the item leaves the country, the price has no direct significance, and the GTIN must be interpreted in a general way without being broken down internally.

**Figure 10-1.** Format of the element string

GS1 Prefix	ISSN (without its check digit)	Variant	Check digit
9 7 7	N <sub>4</sub> N <sub>5</sub> N <sub>6</sub> N <sub>7</sub> N <sub>8</sub> N <sub>9</sub> N <sub>10</sub>	N <sub>11</sub> N <sub>12</sub>	N <sub>13</sub>

The variant digits N<sub>11</sub> and N<sub>12</sub> may be used to express variants of the same title for issues with a different price or to identify different issues of a daily within one week. Normal title takes value 00.

Serial publications should be marked with an EAN-13, UPC-A, or UPC-E barcode symbol that complies with the print quality specifications applicable to all GS1 system barcode symbols. The EAN/UPC 2-digit or 5-digit add-on symbols are options used with the above EAN/UPC symbols and GS1 Global Office recommends the use of the following number assignment using the 2-digit add-on:

- Dailies (or more generally publications with several issues a week): The publications of each day of the week are considered separate trade items that must be identified with a separate identification number represented in the EAN-13, UPC-A or UPC-E symbol. The two-digit serial number should only be used to represent the applicable week, which, together with the GTIN-13 or GTIN-12, establishes the day within the year.
- Weeklies: Number of the week (01 – 53)
- Bi-weeklies: Number of the first week of the respective period (01 – 53)
- Monthlies: Number of the month (01 – 12)
- Bi-monthlies: Number of the first month of the respective period (01 – 12)
- Quarterlies: Number of the first month of the respective period (01 – 12)
- Seasonal period: First digit = last digit of the year; second digit = 1 spring, 2 summer, 3 autumn, 4 winter
- Bi-annual period: First digit = last digit of the year; second digit = number of the first season of the respective period
- Annuals: First digit = last digit of the year; second digit = 5
- Special intervals: Consecutively numbered from 01 to 99

The two-digit add-on symbol must be placed to the right of the main symbol and parallel to it. The add-on symbol must comply with the print quality specifications applicable to all GS1 system barcode symbols. For example, the X-dimension applied to the main barcode symbol must also be applied to the add-on symbol.

### 10.1.2 Books

When identifying books and paperbacks a company may identify them in the same manner as any other retail trade item (see *section 3, Identification of trade items*). However, the recommended option is to use the International Agency for books (ISBN numbering system). The GS1 Prefixes 978 and 979 (\*) have been allocated to ISBN (<http://www.isbn-international.org/>), who allocates identification numbers from this 'Bookland' prefix.

(\*) Within GS1 Prefix 979 a subset 9790 has been allocated to the International ISMN Agency for notated music.

Books and paperbacks should be marked with an EAN-13, UPC-A, or UPC-E barcode symbol that complies with the print quality specifications applicable to all GS1 system barcode symbols. The EAN/UPC 2-digit or 5-digit Add-on symbols are options used with the above EAN/UPC symbols.

## 10.2 Company internal numbering in a store or warehouse

Companies may choose to number trade items for their own internal use using special GS1 identification numbers. Such identification numbers are known as Restricted Circulation Numbers (RCNs).

The following RCNs are reserved for company internal use:

- RCN-8 starting with 0 or 2.
- RCN-12 starting with U.P.C. Company Prefixes 000000 and 001000 to 007999
- RCN-13 starting with 04

These numbers should not be used outside the company that has allocated them and should be used for internal purposes only. RCNs should also not be used in EDI messages since they are not unique across different parties.



**Note:** The use of internal numbering may cause issues in the event of mergers between companies.

## 10.3 The numbering of coupons

A coupon is a digital or paper based voucher that can be redeemed at the point-of-sale for a cash value or free item. Coupon identification is organised at the local or regional level. Determining the data structure of a coupon is, therefore, the responsibility of the GS1 Member Organisations for their area of jurisdiction.

Two main methods exist:

1. Coupon identification using the Global Coupon Number (GCN)
2. Coupon identification using a restricted circulation number (RCN)

To be written by each Member Organisation:  
The way coupons are identified in your market, if applicable.

## 10.4 Other special solutions

To be written by each Member Organisation:  
There are local solutions for other areas of applications i.e. for identification of payment slips, pharmaceutical products etc. Each Member Organisation that has developed such local solutions should present them at the necessary level of detail.

# 11 Electronic data exchange

Every day, businesses generate and process a staggering amount of data, ranging from purchase orders and invoices, to product catalogues and sales reports. These data provide the vital information that will precede, accompany or follow the physical goods in a commercial transaction.

### Types of data

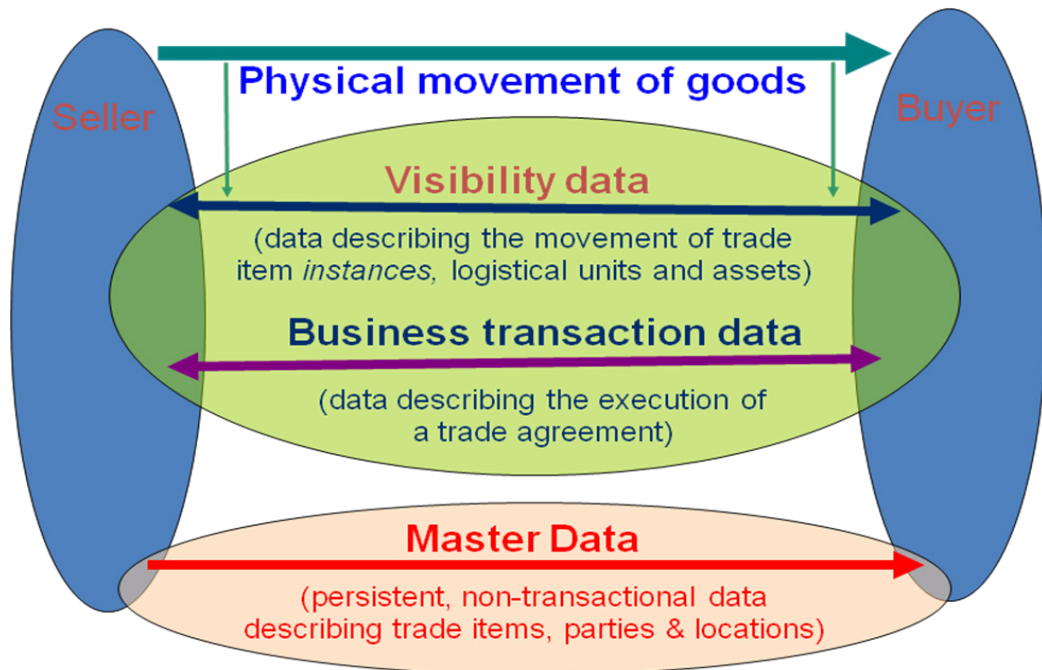
Exchanged data can be divided into three main groups:

- **Master data** that provide descriptive attributes of real-world entities identified by GS1 Identification Keys, including trade items, parties, and physical locations.
- **Transaction data** that consist of trade transactions, triggering or confirming the execution of a function within a business process as defined by an explicit business agreement (e.g., a supply contract) or an implicit one (e.g., customs processing), from the start of the business process

(e.g., ordering the product) to the end of it (e.g., financial settlement), also making use of GS1 Identification Keys.

- **Visibility event data** provide details about activity in the supply chain of products and other physical or digital assets, identified by keys, detailing where these objects are in time, and why; not just within one company’s four walls, but throughout the supply chain.

**Figure 11-1** Types of data



### Communication methods

The communication methods may be broadly classified in two groups:

- **“Push”** methods, where one party unilaterally transfers data to another in the absence of a prior request. Push methods may be further classified as:
  - **Bilateral** party-to-party push, where one party transfers data directly to another party.
  - **Publish/subscribe**, where one party transfers data to a data pool, which in turn pushes the data to other parties who have previously expressed interest in that data by registering a subscription (“selective push”).
  - **Broadcast**, where a party publishes Business Data in a publicly-accessible place such as a World Wide Web page, where it may be retrieved by any interested party
- **“Pull”** or “query” methods, where one party makes a request for specific data to another party, who in turn responds with the desired data. GS1 implementation: EPCIS, GS1 Source.

### GS1 standards and services

GS1 offers several standards and services, based on the types of data and communication methods described above.

All GS1 data exchange standards and services are based on the use of GS1 identification keys rather than internal identifiers or descriptive elements. The use of globally unique keys greatly simplifies implementations between trading partners, since they provide interoperability across the various systems.

## 11.1 Master data

### GDSN

The GS1 Global Data Synchronisation Network® (GDSN) enables trading partners to automatically share their business data with each other. This means organisations can have confidence that when one of their suppliers or retailers updates their database, their own database is similarly updated as a result. Everyone has access to the same continuously refreshed data.

For this to happen, each organisation needs to join a data pool certified and tested by GS1, who connect to the GS1 Global Registry®, a central directory which keeps track of connections, guarantees the uniqueness of data and ensures compliance with shared GS1 standards.

- Communication method: Publish / subscribe

### GS1 Source

GS1 Source is a network of data aggregators who have all agreed to use GS1 standards. Data aggregators gather product data from brand owners and manufacturers, share it with each other on the cloud, and make it available to developers for their web and mobile applications.

- Communication method: Pull

### GS1 SmartSearch

GS1 SmartSearch standard makes it possible to create structured data about a product and relate this data to its GTIN. The structured data about the product can then be used by search engines, smartphone apps, etc. to deliver a richer experience to the consumer.

- Communication method: Broadcast

### GLN Service

The GS1 GLN Service provides a single point of access to GS1 GLN master data via an interconnected network of local registries.

- Communication method: Pull

### EDI

The GS1 EDI standards, EANCOM and GS1 XML, offer several messages for bilateral exchange of master data.

- Communication method: Bilateral push

## 11.2 Transaction data

### EDI

EDI provides trading partners with an efficient business tool for the automatic transmission of commercial data from one computer application directly to another. In EDI, all paper business documents sent previously between companies have been replaced by messages, suitable for exchange by electronic means between computer applications.

GS1 offers two EDI standards: EANCOM and GS1 XML. The GS1 EDI standards have been designed to take full advantage of the associated standards, such as product and location numbering and barcoding, in order to provide maximum efficiency and benefits to the user.

- Communication method: Bilateral push

### EANCOM

EANCOM is a detailed implementation guideline of the UN/EDIFACT standard messages. It comprises business messages with clear definitions and explanations on how to use all the data fields. This allows trading partners to exchange commercial documents in a simple, accurate and cost effective manner.



There are various types of messages to answer all business requirements at the various stages of a trade relationship:

- Commercial transactions start with the ordering and end with the debit multiple advice or a credit multiple advice messages, following the logical sequence of the trading cycle.
- Report and planning messages are used for informing the trading partner on the trading activity or to plan ahead for future requirements, thus allowing a streamlining of the supply chain.
- General messages which are used to send general application support information to one or multiple addresses.

### GS1 XML

GS1 XML (Electronic Data Interchange) standards enabling exchange of transactional information between trading partners.

GS1 XML offers various types of messages in support of the following processes:

- Order to Cash (Order, Deliver and Payment)
- Planning and forecasting
- Transport & warehousing
- Product recall
- Artwork content management

## 11.3 Visibility event data

### EPCIS

EPCIS is a GS1 standard that enables trading partners to share information about the physical movement and status of products as they travel throughout the supply chain – from business to business and ultimately to consumers. It helps answer the “what, where, when and why” questions to meet consumer and regulatory demands for accurate and detailed product information.

- Communication method: Pull (publish/subscribe is supported as well).

## 12 References

All global standards, guidelines and implementation materials can be found on the GS1 website: [www.gs1.org](http://www.gs1.org).

### Standards

- GS1 General Specifications [www.gs1.org/barcodes-epcrfid-id-keys/gs1-general-specifications](http://www.gs1.org/barcodes-epcrfid-id-keys/gs1-general-specifications)
- GTIN management rules [www.gs1.org/gtinrules](http://www.gs1.org/gtinrules)
- GLN allocation rules [www.gs1.org/glnrules](http://www.gs1.org/glnrules)

### Guidelines

- GS1 DataMatrix Guideline: [http://www.gs1.org/docs/barcodes/GS1\\_DataMatrix\\_Introduction\\_and\\_technical\\_overview.pdf](http://www.gs1.org/docs/barcodes/GS1_DataMatrix_Introduction_and_technical_overview.pdf)
- Fresh Food Implementation Guide: [http://www.gs1.org/docs/freshfood/Fresh\\_Food\\_Implementation\\_Guide.pdf](http://www.gs1.org/docs/freshfood/Fresh_Food_Implementation_Guide.pdf)
- GS1 Logistics Label Guideline: [http://www.gs1.org/docs/tl/GS1\\_Logistic\\_Label\\_Guideline.pdf](http://www.gs1.org/docs/tl/GS1_Logistic_Label_Guideline.pdf)
- 1D barcode verification guideline: [http://www.gs1.org/docs/barcodes/1D\\_Barcode\\_verification\\_implementation\\_guideline.pdf](http://www.gs1.org/docs/barcodes/1D_Barcode_verification_implementation_guideline.pdf)

- 2D barcode verification guideline: [http://www.gs1.org/barcodes/docs/barcodes/2D\\_Barcode\\_Verification\\_Process\\_Implementation\\_Guideline.pdf](http://www.gs1.org/barcodes/docs/barcodes/2D_Barcode_Verification_Process_Implementation_Guideline.pdf)

### Fact sheets

- GS1 identification keys overview: [http://www.gs1.org/sites/default/files/docs/idkeys/GS1\\_ID\\_Keys\\_Reference\\_Card.pdf](http://www.gs1.org/sites/default/files/docs/idkeys/GS1_ID_Keys_Reference_Card.pdf)
- GTIN fact sheet: [http://www.gs1.org/docs/idkeys/GS1\\_GTIN\\_Executive\\_Summary.pdf](http://www.gs1.org/docs/idkeys/GS1_GTIN_Executive_Summary.pdf)
- GLN fact sheet: [http://www.gs1.org/docs/idkeys/GS1\\_GLN\\_Executive\\_Summary.pdf](http://www.gs1.org/docs/idkeys/GS1_GLN_Executive_Summary.pdf)
- SSCC fact sheet: [http://www.gs1.org/docs/idkeys/GS1\\_SSCC\\_Executive\\_Summary.pdf](http://www.gs1.org/docs/idkeys/GS1_SSCC_Executive_Summary.pdf)
- GS1 barcodes overview: [http://www.gs1.org/docs/barcodes/GS1\\_Barcodes\\_Fact\\_Sheet-overview\\_of\\_all\\_GS1\\_barcodes.pdf](http://www.gs1.org/docs/barcodes/GS1_Barcodes_Fact_Sheet-overview_of_all_GS1_barcodes.pdf)
- EAN/UPC family: [http://www.gs1.org/docs/barcodes/GS1\\_Barcodes\\_Fact\\_Sheet-GS\\_%20EAN\\_UPC\\_family.pdf](http://www.gs1.org/docs/barcodes/GS1_Barcodes_Fact_Sheet-GS_%20EAN_UPC_family.pdf)
- GS1 DataBar family: [http://www.gs1.org/docs/barcodes/GS1\\_Barcodes\\_Fact\\_Sheet-GS1\\_DataBar\\_family.pdf](http://www.gs1.org/docs/barcodes/GS1_Barcodes_Fact_Sheet-GS1_DataBar_family.pdf)
- GS1 Barcodes – 2D symbols: [http://www.gs1.org/docs/barcodes/GS1\\_Barcodes\\_Fact\\_Sheet-GS1\\_2D\\_symbols.pdf](http://www.gs1.org/docs/barcodes/GS1_Barcodes_Fact_Sheet-GS1_2D_symbols.pdf)
- GS1 symbols used in general distribution: <http://www.gs1.org/docs/barcodes/GS1%20Barcodes%20Fact%20Sheet%20-%20GS1%20D%20symbols%20for%20general%20distribution%20only.pdf>
- Scanner environments and printing methods: [http://www.gs1.org/docs/barcodes/GS1\\_Barcodes\\_Fact\\_Sheet-Scanner\\_enviroments\\_and\\_printing\\_methods.pdf](http://www.gs1.org/docs/barcodes/GS1_Barcodes_Fact_Sheet-Scanner_enviroments_and_printing_methods.pdf)
- GS1 Application Identifiers: <http://www.gs1.org/sites/default/files/docs/barcodes/GS1%20Application%20Identifiers.pdf>

### Flyers and brochures

- GS1 system architecture flyer: [http://www.gs1.org/sites/default/files/docs/architecture/AG\\_Flyer\\_final.pdf](http://www.gs1.org/sites/default/files/docs/architecture/AG_Flyer_final.pdf)
- GLN brochure: [http://www.gs1.org/docs/idkeys/GS1\\_Global\\_Location\\_Numbers.pdf](http://www.gs1.org/docs/idkeys/GS1_Global_Location_Numbers.pdf)

### Tools

- 10 steps to barcode your product: <http://www.gs1.org/10-steps-to-barcode-your-product>
- Check Digit Calculator: [http://www.gs1.org/barcodes/support/check\\_digit\\_calculator](http://www.gs1.org/barcodes/support/check_digit_calculator)
- GS1 discovery app: <http://discover.gs1.org/cpg>
- GS1 glossary (web version): [www.gs1.org/glossary](http://www.gs1.org/glossary).
- Contact information about member companies holding a given GS1 identification key (GTIN, GLN, etc.) can be found at <http://gepir.gs1.org/>
- Frequently asked questions: <http://ocp.gs1.org/sites/faq>

## 13 Support

To be written by each Member Organisation:

Contact details

Local website

...

## 14 Glossary



**Note:** Taken from [GENSPECS] sections 8.1 and 8.2.

### 14.1 GS1 glossary of terms and definitions

Term	Definition
2-dimensional symbology	Optically readable symbols that must be examined both vertically and horizontally to read the entire message. Two-dimensional symbols may be one of two types: matrix symbols and multi-row symbols. Two-dimensional symbols have error detection and may include error correction features.
acceptance criteria	An allowance for a small measurement variation between commercial verifiers or operators during barcode verification testing.
active potency	Represents the measured actual ("Active") potency of a biologic such as haemophilia products.
add-on symbol	A barcode used to encode information supplementary to that in the main barcode.
adjacent symbols	Multiple barcodes placed next to one another without infringing on Quiet Zones.
alphanumeric (an)	Describes a character set that contains alphabetic characters (letters), numeric digits (numbers), and other characters, such as punctuation marks.
aperture	A physical opening that is part of the optical path in a device such as a scanner, photometer, or camera. Most apertures are circular, but they may be rectangular or elliptical.
asset type	A component of the Global Returnable Asset Identifier (GRAI), assigned by the asset owner or manager, in order to create a unique GRAI.
attribute	An element string that provides additional information about an entity identified with a GS1 identification key, such as batch number associated with a Global Trade Item Number (GTIN).
autodiscrimination	The capability of a reader to automatically recognise and decode multiple barcode symbologies.
automatic identification and data capture (AIDC)	A technology used to automatically capture data. AIDC technologies include barcodes, smart cards, biometrics and RFID.
auxiliary patterns	Components of the EAN/UPC symbology. The centre guard bar pattern, the left guard bar pattern, and the right guard bar pattern are examples of these.
bar gain/loss	The increase/decrease in bar width due to effects of the reproduction and printing processes.
barcode	A symbol that encodes data into a machine readable pattern of adjacent, varying width, parallel, rectangular dark bars and pale spaces.
barcode verification	The assessment of the printed quality of a barcode based on ISO/IEC standards using ISO/IEC compliant barcode verifiers.
batch / lot	The batch or lot number associates an item with information the manufacturer considers relevant for traceability of the trade item. The data may refer to the trade item itself or to items contained in it.
bearer bars	Bar abutting the tops and bottoms of the bars in a barcode or a frame surrounding the entire symbol, intended to equalise the pressure exerted by the printing plate over the entire surface of the symbol and/or to prevent a short scan by the barcode reader.
brand owner	The organisation that owns the specifications of a trade item, regardless of where and by whom it is manufactured. The brand owner is normally responsible for the management of the Global Trade Item Number (GTIN).
carrier (logistics)	The party that provides freight transportation services or a physical or electronic mechanism that carries business information.
Character Set 39	The set of characters found in <i>ISO 646: Unique Graphic Character Allocations</i> which includes numeric, alphabetic upper-case, plus the characters "#", "-", and "/".
Character Set 82	The set of characters found in <i>ISO 646: Unique Graphic Character Allocations</i> which includes numeric, alphabetic upper-case and lower-case, plus twenty special characters but excluding "space".

Term	Definition
check digit	A final digit calculated from the other digits of some GS1 identification keys. This digit is used to check that the data has been correctly composed. (See GS1 check digit calculation.)
component / part	An item that is intended to undergo at least one further transformation process to create finished goods for the purpose of downstream consumption
Component / Part Identifier (CPID)	The unique identifier for a component / part, comprising a GS1 Company Prefix and a component / part reference
Composite Component	This term is used to refer to the 2D symbol component within a composite symbol.
Composite symbology	A GS1 system composite symbol consists of a linear component (encoding the item's primary identification) associated with an adjacent Composite Component (encoding attribute data, such as a batch number or expiration date). The composite symbol always includes a linear component so that the primary identification is readable by all scanning technologies, and so that imager scanners can use the linear component as a finder pattern for the adjacent 2D Composite Component. The composite symbol always includes one of three multi-row 2D Composite Component versions (e.g., CC-A, CC-B, CC-C) for compatibility with linear- and area-CCD scanners and with linear and rastering laser scanners.
concatenation	The representation of several element strings in one barcode.
configuration level	Assignment or grouping of trade items that includes one or more of the same trade item.
consignment	A grouping of logistic or transport units assembled by a freight forwarder or carrier to be transported under one transport document (e.g. HWB)
country subdivision	Principle administrative divisions, or similar areas, of a country included in <i>ISO 3166-1</i> . Examples are a state in the US, a region in France, a canton in Swiss.
coupon	A voucher that can be redeemed at the point-of-sale for a cash value or free item.
Coupon Extended barcode	A supplemental barcode, used only in North America, that can be printed on a coupon to provide additional information, such as offer codes, expiration dates, and household identification numbers.
coupon instance ID	The identification of a unique instance of a digital coupon.
coupon issuer	Party issuing the coupons, bearing the commercial and financial responsibility for the coupons.
customer	The party that receives, buys, or consumes an item or service.
data character	A letter, digit, or other symbol represented in the data field(s) of an element string.
data field	A field that contains a GS1 identification key, an RCN, or attribute information
Data Matrix	A standalone, two-dimensional matrix symbology that is made up of square modules arranged within a perimeter finder pattern. Data Matrix ISO version ECC 200 is the only version that supports GS1 system identification numbers, including the Function 1 Symbol Character. Data Matrix symbols are read by two-dimensional imaging scanners or vision systems.
data titles	Data titles are the abbreviated descriptions of element strings which are used to support manual interpretation of barcodes.
default front	The side of a retail consumer trade item that is used as the starting point to capture dimensional attributes for the purpose of data alignment.
digital coupon	A digital coupon is an electronic presentation, that is distributed and presented without manifesting as "paper" or in other hard-copy form, and that can be exchanged for a financial discount or for loyalty points when making a purchase.
direct mode	Mobile device information retrieval function when the barcode contains either the address (URL) of the content or service, or the content itself, in-line.
direct part marking (DPM)	Direct part marking refers to the process of marking a symbol on an item using an intrusive or non-intrusive method.
direct print	A process in which the printing apparatus prints the symbol by making physical contact with a substrate (e.g., flexography, ink jet, dot peening).
document type	A component of a Global Document Type Identifier (GDTI) assigned by the document issuer to create a unique GDTI.

Term	Definition
dynamic assortment	An assortment that comprises a fixed count of a changing assortment of two or more different retail consumer trade items, each identified with a unique GTIN. All of the retail consumer trade items and their GTINs will have been communicated to the recipient before trading takes place and are declared on the package. The recipient has accepted that the supplier may change the assortment without any prior notice.
EAN/UPC Composite symbology family	A family of barcodes comprising the UPC-A Composite symbology, UPC-E Composite symbology, EAN-8 Composite symbology, and EAN-13 Composite symbology.
EAN/UPC symbology	A family of barcodes including EAN-8, EAN-13, UPC-A, and UPC-E barcodes. Although UPC-E barcodes do not have a separate symbology identifier, they act like a separate symbology through the scanning application software. See also EAN-8 barcode, EAN-13 barcode, UPC-A barcode, and UPC-E barcode.
EAN-13 barcode	A barcode of the EAN/UPC symbology that encodes GTIN-13 and RCN-13.
EAN-8 barcode	A barcode of the EAN/UPC symbology that encodes GTIN-8 or RCN-8.
electronic commerce	The conduct of business communications and management through electronic methods, such as electronic data interchange (EDI) and automated data collection systems.
electronic message	A composition of element strings from scanned data and transaction information assembled for data validation and unambiguous processing in a user application.
Electronic Product Code (EPC)	An identification scheme for universally identifying physical objects (e.g. trade items, assets, and locations) via RFID tags and other means. The standardised EPC data consists of an EPC (or EPC Identifier) that uniquely identifies an individual object, as well as an optional filter value when judged to be necessary to enable effective and efficient reading of the EPC tags.
element	A single bar or space of a barcode.
element string	The combination of a GS1 Application Identifier and GS1 Application Identifier data field.
encounter	Situation on the uninterrupted course of which one or more healthcare provider or individual providers delivers healthcare services to a subject of care
enhanced level of AIDC marking (for regulated healthcare trade items)	A level within a graduated system of AIDC trade item marking that provides GTIN plus attribute information
episode of care	An encounter or series of encounters related to the detection and subsequent care for a particular healthcare requirement.
even parity	A characteristic of the encodation of a symbol character whereby the symbol character contains an even number of dark modules.
Extended Packaging	An approach to giving consumers access to additional information or services about trade items through their mobile device. It is the ability to retrieve additional information about the trade item through mobile devices or in general between link a trade item with virtual information or services.
extension digit	The first digit within the SSCC (Serial Shipping Container Code) which is allocated by the user and is designed to increase the capacity of the SSCC.
finished consumer trade item	A product after all production and packaging processes are completed and it is ready for distribution to the end consumer.
fixed length	Term used to describe a data field in an element string with an established number of characters.
fixed measure trade item	An item always produced in the same predefined version (e.g., type, size, weight, contents, design) that may be sold at any point in the supply chain.
freight forwarder	The party that arranges the carriage of goods including connected services and/or associated formalities on behalf of the shipper (consignor) or consignee.
fresh foods	Trade items in the following product categories: fruits, vegetables, meats, seafood, bakery and ready to serve food such as cheeses, cold cooked or cured meats, and salad, etc. Fresh foods are defined as food that is not preserved by canning, dehydration, freezing or smoking.
full string	The data transmitted by the barcode reader from reading a data carrier, including the symbology identifier as well as the encoded data.
Function 1 Symbol Character (FNC1)	A symbology character used in some GS1 data carriers for specific purposes.

Term	Definition
general distribution scanning	Scanning environments that include barcoded trade items packaged for transport, logistic units, assets, and location tags.
general retail consumer trade item	A retail consumer trade item identified with a GTIN-13, GTIN-12 or GTIN-8 utilising omnidirectional linear barcodes that can be scanned by high-volume, omnidirectional scanners.
GINC	See Global Identification Number for Consignment.
GLN extension component	The GLN extension component is used to identify internal physical locations within a location which is identified with a GLN (stores, factories, buildings, etc.).
Global Coupon Number (GCN)	A GS1 identification key that provides a globally unique identification for a coupon, with an optional serial number
Global Document Type Identifier (GDTI)	The GS1 identification key used to identify a document type. The key comprises a GS1 Company Prefix, document type, check digit, and optional serial number.
Global Electronic Party Information Registry (GEPIR®)	A web-browser interface and a machine to machine set of protocols for GS1 Member Organisation (MO) membership databases to communicate company information for selected GS1 keys including information about the allocation of the GS1 Company Prefixes used to create GS1 keys and/or individually assigned GS1 keys. Created in 1997 as a tool for MO staff, GEPIR's initial scope was to provide a search engine for member addresses and phone numbers using MO GS1 Company Prefix (GCP) databases as the source of information. In more recent versions, GEPIR also provides a very limited set of information on parties (GLNs) and trade items (GTINs).
Global Identification Number for Consignment (GINC)	The GS1 identification key used to identify a logical grouping of logistic or transport units that are assembled to be transported under one transport document (e.g. HWB). The key comprises a GS1 Company Prefix and the freight forwarder's or carrier's transport reference.
Global Individual Asset Identifier (GIAI)	The GS1 identification key used to identify an individual asset. The key comprises a GS1 Company Prefix and individual asset reference.
Global Location Number (GLN)	The GS1 identification key used to identify physical locations or parties. The key comprises a GS1 Company Prefix, location reference, and check digit.
Global Returnable Asset Identifier (GRAI)	The GS1 identification key used to identify returnable assets. The key comprises a GS1 Company Prefix, asset type, check digit, and optional serial number.
Global Service Relation Number (GSRN)	The Global Service Relation Number is the GS1 identification key used to identify the relationship between an organisation offering services and the recipient or provider of services. The key comprises a GS1 Company Prefix, service reference and check digit.
Global Shipment Identification Number (GSIN)	The GS1 identification key used to identify a logical grouping of logistic or transport units that are assembled by the consignor (seller) for a transport shipment from that consignor to one consignee (buyer) referencing a despatch advice and/or BOL. The key comprises a GS1 Company Prefix, shipper reference and check digit.
Global Trade Item Number® (GTIN®)	The GS1 identification key used to identify trade items. The key comprises a GS1 Company Prefix, an item reference and check digit.
GS1 AIDC data carrier	A means to represent data in a machine readable form; used to enable automatic reading of the element strings as specified for use by GS1.
GS1 allocation	The association of an issued GS1 Prefix, GS1 Company Prefix, or GS1 identification key with an entity or object in accordance with the GS1 rules and policies.
GS1 Application Identifier	The field of two or more digits at the beginning of an element string that uniquely defines its format and meaning.
GS1 Application Identifier data field	The data used in a business application defined by one GS1 Application Identifier.
GS1 B2C Trusted Source of Data (TSD)	A GS1 managed network concept that leverages GTIN (product identification) and GDSN (product information) and would support the communication of authentic product data provided by brand owners to retailers, internet application providers, government, and consumers and shoppers using internet and mobile devices (phones, laptops, etc.).
GS1 check digit calculation	An algorithm used by the GS1 system for the calculation of a check digit to verify accuracy of data. (e.g., modulo 10 check digit, price check digit).
GS1 Common Currency Coupon Code	An identification number for coupons issued in a common currency area (e.g., the euro currency) that uses the Coupon Code-13 data structure.



Term	Definition
GS1 Company Prefix	A unique string of four to twelve digits used to issue GS1 identification keys. The first digits are a valid GS1 Prefix and the length must be at least one longer than the length of the GS1 Prefix. The GS1 Company Prefix is issued by a GS1 Member Organisation. As the GS1 Company Prefix varies in length, the issuance of a GS1 Company Prefix excludes all longer strings that start with the same digits from being issued as GS1 Company Prefixes. See also U.P.C Company Prefix.
GS1 Company Prefix licensee	The entity to which a GS1 Company Prefix is licenced.
GS1 DataBar Composite symbology family	A family of symbols comprising all the GS1 DataBar barcodes when an accompanying Composite Component is printed directly above the linear component.
GS1 DataBar Expanded barcode	A barcode that encodes any GS1 identification key plus attribute data, such as weight and "best before" date, in a linear symbol that can be scanned omnidirectionally by suitably programmed point-of-sale scanners.
GS1 DataBar Expanded Stacked barcode	A barcode that is a variation of the GS1 DataBar Expanded barcode that is stacked in multiple rows and is used when the normal symbol would be too wide for the application.
GS1 DataBar Limited barcode	A barcode that encodes a GTIN with a leading digit of zero or indicator digit of one in a linear symbol; for use on small items that will not be scanned at the point-of-sale.
GS1 DataBar Omnidirectional barcode	A barcode that encodes a GTIN. It is designed to be read by omnidirectional scanners.
GS1 DataBar Retail POS family	The members of the GS1 DataBar symbology family designed to be read in segments by omnidirectional scanners at retail POS: GS1 DataBar Omnidirectional; GS1 DataBar Stacked Omnidirectional; GS1 DataBar Expanded; GS1 DataBar Expanded Stacked.
GS1 DataBar Stacked barcode	A barcode that is a variation of the GS1 DataBar Truncated barcode that is stacked in two rows and is used when the GS1 DataBar Truncated barcode would be too wide for the application.
GS1 DataBar Stacked Omnidirectional barcode	A barcode that is a variation of the GS1 DataBar symbology that is stacked in two rows and is used when the GS1 DataBar Omnidirectional symbol would be too wide for the application. It is designed to be read by omnidirectional checkout scanners.
GS1 DataBar Truncated barcode	A barcode that is a truncated version of the GS1 DataBar Omnidirectional barcode. It is used when the GS1 DataBar Omnidirectional barcode would be too tall for small item marking applications. It is not intended for omnidirectional checkout scanning.
GS1 DataBar®	A family of barcodes, including GS1 DataBar Omnidirectional; GS1 DataBar Stacked Omnidirectional; GS1 DataBar Expanded; GS1 DataBar Expanded Stacked GS1 DataBar Truncated, GS1 DataBar Limited, and GS1 DataBar Stacked symbols.
GS1 DataMatrix	GS1 implementation specification for use of Data Matrix
GS1 EANCOM®	The GS1 standard for Electronic Data Interchange (EDI) that is a detailed implementation guideline of the UN/EDIFACT standard messages using the GS1 identification keys.
GS1 Global Data Dictionary	A repository tool used to record GS1 member standards agreements on business terms and definitions used by all business units.
GS1 Global Standards Management Process	GS1 created the Global Standards Management Process (GSMP) to support standards development activity for the GS1 system. The GSMP uses a global consensus process to develop supply chain standards that are based on business needs and user-input
GS1 identification key	A unique identifier for a class of objects (e.g. a trade item) or an instance of an object (e.g. a logistic unit).
GS1 identification key licensee	The entity to which a GS1 Identification Key is licenced.
GS1 issuance	The generation of a GS1 Prefix, GS1 Company Prefix, or GS1 identification key in accordance with GS1 rules and policies.
GS1 Member Organisation	A member of GS1 that is responsible for administering the GS1 system in its country (or assigned area). This task includes, but is not restricted to, ensuring user companies make correct use of the GS1 system, have access to education, training, promotion and implementation support and have access to play an active role in GSMP.
GS1 Prefix	A unique string of two or more digits issued by GS1 Global Office and allocated to GS1 Member Organisations to issue GS1 Company Prefixes or allocated to other specific areas.

Term	Definition
GS1 QR Code	GS1 implementation specification for use of QR Code
GS1 symbologies using GS1 Application Identifiers	All GS1 endorsed barcode symbologies that can encode more than a GTIN namely GS1-128, GS1 DataMatrix, GS1 DataBar and Composite.
GS1 system	The specifications, standards, and guidelines administered by GS1.
GS1 XML	The GS1 standard for extensible markup language (XML) schemas providing users with a global business messaging language of e-business to conduct efficient internet-based electronic commerce.
GS1®	Based in Brussels, Belgium, and Princeton, USA, it is the organisation that manages the GS1 system. Its members are GS1 Member Organisations.
GS1-128 symbology	A subset of Code 128 that is utilised exclusively for GS1 system data structures.
GS1-8 Prefix	A unique string of three digits issued by GS1 Global Office and allocated to GS1 Member Organisations to issue GTIN-8s or allocated to issue RCN-8s (see RCN-8).
GSIN	See Global Shipment Identification Number.
GTIN plus attribute(s) flag	A trigger in systems to determine if additional processing is required by a barcode user for a given GTIN.
GTIN-12	The 12-digit GS1 identification key composed of a U.P.C. Company Prefix, item reference, and check digit used to identify trade items.
GTIN-13	The 13-digit GS1 identification key composed of a GS1 Company Prefix, item reference, and check digit used to identify trade items.
GTIN-14	The 14-digit GS1 identification key composed of an indicator digit (1-9), GS1 Company Prefix, item reference, and check digit used to identify trade items.
GTIN-8	The 8-digit GS1 identification key composed of a GS1-8 Prefix, item reference, and check digit used to identify trade items.
guard bar pattern	An auxiliary pattern of bars and spaces corresponding to start or stop patterns in barcode symbologies, and serving to separate the two halves of EAN-8, EAN-13, and UPC-A symbols.
healthcare primary packaging	The first level of packaging for the product marked with an AIDC data carrier either on the packaging or on a label affixed to the packaging. For non-sterile packaging, the first level of packaging can be the packaging in direct contact with the product. For sterile packaging, the first level of packaging can be any combination of the sterile packaging system. May consist of a single item or group of items for a single therapy such as a kit. For packaging configurations that include a retail consumer trade item, primary packaging is a packaging level below the retail consumer trade item.
healthcare provider	An organisation or facility that delivers healthcare to a subject of care. Corresponds to "care delivery organisation", "healthcare organisation", etc.
healthcare secondary packaging	A level of packaging marked with an AIDC carrier that may contain one or more primary packages or a group of primary packages containing a single item.
highest level of AIDC marking (for regulated healthcare trade items)	A level within a graduated system of AIDC trade item marking that provides GTIN, serialisation, and potentially other attribute information.
House Way Bill Number	A freight forwarder's document used mainly as a control for the goods within the freight forwarder's own service system.
human readable interpretation(HRI)	Characters, such as letters and numbers, which can be read by persons and are encoded in GS1 AIDC data carriers confined to a GS1 standard structure and format. The human readable interpretation is a one-to-one illustration of the encoded data. However start, stop, shift and function characters, as well as the symbol check character, are not shown in the human readable interpretation.
identification number	A numeric or alphanumeric field intended to enable the recognition of one entity versus another.
indicator	A digit from 1 to 9 in the leftmost position of the GTIN-14.
indirect mode	Mobile device information retrieval function when the code contains an identifier, which needs to be resolved to obtain the content or service. Resolving an identifier means looking it up, typically at a network service, to determine the corresponding content or service.



Term	Definition
individual asset	An entity that is part of the inventory of assets for a given company. (See also returnable asset.)
individual asset reference	A component of the Global Individual Asset Identifier (GIAI) assigned by the asset owner or manager to create a unique GIAI.
individual provider	Any person who provides or is a potential provider of a health care service to a subject of care
inner trade item grouping	Intermediate package of multiples of the same trade item or a predefined assortment of trade items. An inner trade item grouping may or may not be sold at POS. (In some regions may also be referred to as inner pack).
Interleaved 2-of-5 symbology	Barcode symbology used for the ITF-14 barcode.
inverse exponent	The GS1 Application Identifier digit that denotes the implied decimal point position in an element string.
item reference	A component of the Global Trade Item Number (GTIN) assigned by the brand owner to create a unique GTIN.
ITF symbology	See Interleaved 2-of-5 symbology.
ITF-14 barcode	ITF-14 (a subset of Interleaved 2-of-5) barcodes carry GTINs only on trade items that are not expected to pass through the point-of-sale.
kit	A collection of different regulated healthcare items assembled for use in a single therapy.
leading zero(s)	Digits (always zeroes) which must be placed in the leftmost position(s) of a data string when GTIN-8, GTIN-12, or GTIN-13 are encoded in an GS1 AIDC data carrier that requires 14-digits or when used for the same intent in other data structures such as GRAI.
levels of AIDC marking	A graduated system of AIDC marking. The graduated system is defined as minimum, enhanced and highest levels of AIDC marking.
linear barcode	Barcode symbology using bars and spaces in one dimension.
local assigned code (LAC)	A particular use of the UPC-E barcode for restricted distribution.
location reference	A component of a Global Location Number (GLN) assigned by the party that defined the location to create a unique GLN.
logistic measures	Measures indicating the outside dimensions, total weight, or volume inclusive of packing material of a logistic unit. Also known as gross measures.
logistic unit	An item of any composition established for transport and/or storage that needs to be managed through the supply chain. It is identified with an SSCC.
loose produce	Fruits and vegetables which are delivered to the store loose, in boxes or cases, and then put into a bag or selected individually by the customer for purchase.
magnification	Different sizes of barcodes based on a nominal size and a fixed aspect ratio; stated as a percentage or decimal equivalent of a nominal size.
measure verifier-digit	A digit calculated from the measure field of a variable measure number encoded using the EAN/UPC symbology. Used to check that the data has been correctly composed.
medical device	Any instrument, apparatus, implement, machine, appliance, implant, in vitro reagent or calibrator, software, material or other similar or related article, intended by the manufacturer to be used, alone or in combination, for human beings for any medical purpose.
minimum level of AIDC marking (for regulated healthcare trade items)	A level within a graduated system of AIDC trade item marking that provides GTIN with no attribute information.
module	The narrowest nominal width unit of measure in a barcode. In certain symbologies, element widths may be specified as multiples of one module. Equivalent to X-dimension.
modulo 10	The name of the algorithm – a simple checksum formula in the public domain – used to create a check digit for those GS1 identification keys that require one.
modulo 103 GS1-128 symbol check character	A number, which results from a modulo calculation, that is encoded in the GS1-128 barcode as a self-checking symbol character. It is created automatically by software as a symbol overhead character and is not expressed in the human readable interpretation.

Term	Definition
multiple unit blister / package	Immediate package for a medicine with more than one single unit. Package which fully encloses the pill / caplet / capsule. Each dosage form may be individually packaged. The individually blistered dosage forms are attached to each other in one strip.
National Healthcare Reimbursement Number (NHRN)	National and/or regional identification numbers used on pharmaceutical and/or medical devices where required by national or regional regulatory organisations for product registration purposes and/or for the management of healthcare provider reimbursement.
National Trade Item Number (NTIN)	A coding scheme, administered in the healthcare sector by a national organisation for which a GS1 Prefix has been issued to permit its uniqueness within the GTIN pool but without assurance of full compatibility with GTIN functionality. The result is a product identification number assigned by a third party (not the brand owner or manufacturer). Example: the CIP (Club Inter Pharmaceutique) in France administered by the French Health Products Safety Agency (AFSSAPS).
natural base	The side of a non-retail consumer trade item package that is used as a reference point for capturing dimensional attributes for the purpose of data alignment.
non-HRI text	Characters such as letters and numbers that can be read by persons and may or may not be encoded in GS1 AIDC data carriers and are not confined to a structure and format based on GS1 standards (e.g., a date code expressed in a national format that could be used to encode a date field in a GS1 AIDC data carrier, brand owner name, consumer declarations).
odd parity	A characteristic of the encodation of a symbol character whereby the symbol character contains an odd number of dark modules.
omnidirectional linear barcode	A linear barcode symbol designed to be omnidirectionally read in segments by suitably programmed high-volume omnidirectional point-of-sale (POS) scanners.
packaging component	Entities such as bottles, caps, and labels to package a consumer trade item.
packaging component number	GTIN attribute used to establish a relationship between a finished consumer trade item and packaging components.
payment slip	The end customer's notification of a demand for payment for a billable service (e.g., utility bill) comprising an amount payable and payment conditions.
point-of-care (POC)	Dispensing or use of a non-retail, regulated healthcare pharmaceutical or medical device to a patient based on right product, dose, and route of administration
point-of-sale (POS)	Refers to the retail checkout where omnidirectional barcodes must be used to enable very rapid scanning or low volume checkout where linear or 2D matrix barcodes are used with image-based scanners.
predefined assortments	An assortment that comprises a fixed count of two or more different trade items, each identified with a unique GTIN that is declared on the package. The trade items contained within the assortment may be trade items of one or more manufacturers. When an assortment contains items from multiple manufacturers the GTIN requirement for the assortment is the responsibility of the organisation that creates the assortment. Any change in the configuration of the assortment is considered a new trade item.
price check digit	A digit calculated from the price element of a variable measure number encoded using the EAN/UPC symbology. Used to check that the data has been correctly composed.
price verifier digit	See price check digit.
primary barcode	The barcode containing the identification number of the item (e.g. GTIN, SSCC). Used to determine the placement of any additional barcode information.
QR Code	A two-dimensional matrix symbology consisting of square modules arranged in a square pattern. The symbology is characterised by a unique finder pattern located at three corners of the symbol. QR Code Version 2005 is the only version that supports GS1 system identification numbers, including Function 1 Symbol Character. QR Code symbols are read by two-dimensional imaging scanners or vision systems.
Quiet Zone	A clear space which precedes the start character of a barcode and follows the stop character. Formerly referred to as "clear area" or "light margin".
Quiet Zone Indicator	A greater than (>) or less than (<) character, printed in the human readable field of the barcode, with the tip aligned with the outer edge of the Quiet Zone.

Term	Definition
radio frequency	Any frequency within the electromagnetic spectrum associated with radio wave propagation. When a radio frequency current is supplied to an antenna, an electromagnetic field is created that then is able to propagate through space. Many wireless technologies are based on radio frequency field propagation.
radio frequency identification (RFID)	A data carrier technology that transmits information via signals in the radio frequency portion of the electromagnetic spectrum. A radio frequency identification system consists of an antenna and a transceiver, which read the radio frequency and transfer the information to a processing device, and a transponder, or tag, which is an integrated circuit containing the radio frequency circuitry and information to be transmitted.
random assortment	An assortment that comprises items that are not uniquely identified on the package and are not marked for individual sale (e.g., a bag of individually wrapped candies or colours of tooth brushes).
RCN-12	A 12-digit Restricted Circulation Number (see Restricted Circulation Number).
RCN-13	A 13-digit Restricted Circulation Number (see Restricted Circulation Number).
RCN-8	An 8-digit Restricted Circulation Number (see Restricted Circulation Number)
refund receipt	A voucher produced by equipment handling empty containers (bottles and crates).
regulated healthcare non-retail consumer trade item	A consumer trade item not intended for scanning at POS and identified with a GTIN-14, GTIN-13, GTIN-12 or GTIN-8 utilising linear or 2D matrix barcodes that can be scanned by image-based scanners.
regulated healthcare retail consumer trade item	A regulated healthcare trade item to be sold to the end consumer at a regulated healthcare retail point-of-sale (pharmacy). They are identified with a GTIN-13, GTIN-12 or GTIN-8 utilising linear or 2D matrix barcodes that can be scanned by image-based scanners.
regulated healthcare trade item	Pharmaceuticals or medical devices that are sold or dispensed in a controlled environment (e.g. retail pharmacy, hospital pharmacy).
responsible entity	The party responsible for the safety and effectiveness of the medical product at a moment in time in its lifecycle, according to the approved regulatory file (including labelling) and regulatory/legal/professional obligations associated with the medical product. (e.g., brand owner, repackager, hospital pharmacy, etc.)
Restricted Circulation Number (RCN)	Signifies a GS1 identification number used for special applications in restricted environments, defined by the local GS1 Member Organisation (e.g., restricted within a country, company, industry). They are allocated by GS1 for either internal use by companies or to GS1 Member Organisations for assignment based on business needs in their country (e.g., variable measure product identification, couponing).
retailer zero-suppression code	A group of ID numbers (separate from Local Assigned Codes), that enable the use of UPC-E barcodes in a closed system environment (not for open supply chain applications).
returnable asset	A reusable entity owned by a company that is used for transport and storage of goods. It is identified with a GRAI.
scanner	An electronic device to read barcode and convert them into electrical signals understandable by a computer device.
separator character	Function 1 Symbol Character used to separate certain concatenated element strings, dependent on their positioning in the GS1 barcodes.
serial number	A code, numeric or alphanumeric, assigned to an individual instance of an entity for its lifetime. Example: microscope model AC-2 with serial number 1234568 and microscope model AC-2 with serial number 1234569. A unique individual item may be identified with the combined Global Trade Item Number (GTIN) and serial number.
serial reference	A component of the Serial Shipping Container Code (SSCC) assigned by the physical builder or brand owner of the logistic unit to create a unique SSCC.
Serial Shipping Container Code (SSCC)	The GS1 identification key used to identify logistics units. The key comprises an extension digit, GS1 Company Prefix, serial reference, and check digit.
service reference	A component of the Global Service Relation Number (GSRN) assigned by the brand owner to create a unique GSRN.
service relation instance number (SRIN)	An attribute to the GSRN which allows to distinguish different encounters during the same episode, or the reuse of the same GSRN in different episodes.

Term	Definition
shipment	A grouping of logistics and transport units assembled and identified by the seller (sender) of the goods travelling under one despatch advice and/or Bill of Lading to one customer (recipient).
short life items	An item, preparation or reconstituted product with limited use / shelf life, such as in healthcare a cytotoxic medicine, that has undergone some manipulation, such as addition of a diluent, in order to make it administrable to a specified patient.
single shipping / retail consumer trade item	A retail consumer trade item that is also regarded as a shipping item and is one to a carton (e.g. a bicycle or a television).
single unit	Single item of medicine/medical device without any package, for example the single tablet in a blister or bottle, the syringe as such.
single unit package / blister	A healthcare primary package that contains one discrete pharmaceutical dosage form, i.e. a tablet, a certain volume of a liquid or that is the immediate package for a medical device like a syringe. A number of single units may be attached to each other, but are easy to separate through a perforation.
special characters	Special characters that are designated by the symbology specification.
sterile packaging system	A combination of the sterile barrier system (the minimum package that prevents ingress of microorganisms and allows aseptic presentation of the product at the point of use) and the protective packaging (configuration of materials designed to prevent damage to the sterile barrier system and its contents until the point of use).
subject of care	Any person who uses or is a potential user of a health care service, subjects of care may also be referred to as patients or health care consumers
substrate	The material on which a barcode is printed.
supplier	The party that produces, provides, or furnishes an item or service.
symbol	The combination of symbol characters and features required by a particular symbology, including Quiet Zone, start and stop characters, data characters, and other auxiliary patterns, which together form a complete scannable entity; an instance of a symbology and a data structure.
symbol character	A group of bars and spaces in a symbol that is decoded as a single unit. It may represent an individual digit, letter, punctuation mark, control indicator, or multiple data characters.
symbol check character	A symbol character or set of bar/space patterns included within a GS1-128 or GS1 DataBar symbol, the value of which is used by the barcode reader for the purpose of performing a mathematical check to ensure the accuracy of the scanned data. It is not shown in human readable interpretation. It is not input to the barcode printer and is not transmitted by the barcode reader.
symbol contrast	An <i>ISO/IEC 15416</i> parameter that measures the difference between the largest and smallest reflectance values in a Scan Reflectance Profile (SRP).
symbology	A defined method of representing numeric or alphabetic characters in a barcode; a type of barcode.
symbology element	A character or characters in a barcode used to define the integrity and processing of the symbol itself (e.g., start and stop patterns). These elements are symbology overhead and are not part of the data conveyed by the barcode.
symbology identifier	A sequence of characters generated by the decoder (and prefixed to the decoded data transmitted by the decoder) that identifies the symbology from which the data has been decoded.
trade item	Any item (product or service) upon which there is a need to retrieve predefined information and that may be priced, or ordered, or invoiced at any point in any supply chain.
trade item grouping	A predefined composition of trade item(s) that is not intended for point-of-sale scanning. It is identified with a GTIN-14, GTIN-13, or GTIN-12.
trade measures	Net measures of variable measure trade items as used for invoicing (billing) the trade item.
truncation	Printing a symbol shorter than the symbology specification's minimum height recommendations. Truncation can make the symbol difficult for an operator to scan.
U.P.C. Company Prefix	A GS1 Company Prefix starting with a zero ('0') becomes a U.P.C. Company Prefix by removing the leading zero. A U.P.C. Company Prefix is used to issue GTIN-12.

Term	Definition
U.P.C. Prefix	A GS1 Prefix starting with a zero ('0') becomes a U.P.C. Prefix by removing the leading zero. A U.P.C. Prefix is used to issue U.P.C. Company Prefixes or allocated to other specific areas.
unit of use	Refers to an individual unit package that is used to make up the patient-specific prescription that is prescribed for administering to a patient.
unrestricted distribution	Signifies that such system data may be applied on goods to be processed anywhere in the world without restraint as to such things as country, company, and industry.
UPC-A barcode	A barcode of the EAN/UPC symbology that encodes GTIN-12 and RCN-12.
UPC-E barcode	A barcode of the EAN/UPC symbology representing a GTIN-12 in six explicitly encoded digits using zero-suppression techniques.
variable measure trade item	A trade item which may be traded without a predefined measure, such as its weight or length.
weight check digit	See measure verifier digit.
wide-to-narrow ratio	The ratio between the wide elements and the narrow elements in a barcode symbology such as ITF-14 that has two different element widths.
X-dimension	The specified width of the narrowest element of a barcode.

## 14.2 GS1 abbreviations

Abbreviation	Term
ADC	Automatic Data Capture
AI	GS1 Application Identifier
AIDC	Automatic Identification and Data Capture
DPM	Direct Part Marking
EAN	EAN International, now called GS1
EDI	Electronic Data Interchange
EPC	Electronic Product Code
FNC1	Function 1 Symbol Character
GCN	Global Coupon Number
GDD	Global Data Dictionary
GDSN	Global Data Synchronisation Network
GDTI	Global Document Type Identifier
GEPIR	Global Electronic Party Information Registry
GIAI	Global Individual Asset Identifier
GINC	Global Identification Number for Consignment
GLN	Global Location Number
GPC	Global Product Classification
GRAI	Global Returnable Asset Identifier
GRCTI	General Retail Consumer Trade Item
GS1 key	GS1 identification key
GSIN	Global Shipment Identification Number
GSMP	Global Standards Management Process
GSRN	Global Service Relation Number
GTIN	Global Trade Item Number
HRI	Human Readable Interpretation

Abbreviation	Term
ISBN	International Standard Book Number
ISO	International Organization for Standardization
ISSN	International Standard Serial Number
LAC	Local Assigned Code
NHRN	National Healthcare Reimbursement Number
NTIN	National Trade Item Number
RCN	Restricted Circulation Number
RFID	Radio Frequency Identification
RHRCTI	Regulated healthcare retail consumer trade item
RHTI	Regulated healthcare trade item
RSS	Reduced Space Symbology
RZSC	Retailer Zero-Suppression Code.
SKU	Stock Keeping Unit
SRIN	Service Relation Instance Number
SSCC	Serial Shipping Container Code

## A Appendices

### A.1 Standard check digit calculations of GS1 data structures

	Digit positions																													
GTIN-8																	N <sub>1</sub>	N <sub>2</sub>	N <sub>3</sub>	N <sub>4</sub>	N <sub>5</sub>	N <sub>6</sub>	N <sub>7</sub>	N <sub>8</sub>						
GTIN-12																	N <sub>1</sub>	N <sub>2</sub>	N <sub>3</sub>	N <sub>4</sub>	N <sub>5</sub>	N <sub>6</sub>	N <sub>7</sub>	N <sub>8</sub>	N <sub>9</sub>	N <sub>10</sub>	N <sub>11</sub>	N <sub>12</sub>		
GTIN-13																	N <sub>1</sub>	N <sub>2</sub>	N <sub>3</sub>	N <sub>4</sub>	N <sub>5</sub>	N <sub>6</sub>	N <sub>7</sub>	N <sub>8</sub>	N <sub>9</sub>	N <sub>10</sub>	N <sub>11</sub>	N <sub>12</sub>	N <sub>13</sub>	
GTIN-14																	N <sub>1</sub>	N <sub>2</sub>	N <sub>3</sub>	N <sub>4</sub>	N <sub>5</sub>	N <sub>6</sub>	N <sub>7</sub>	N <sub>8</sub>	N <sub>9</sub>	N <sub>10</sub>	N <sub>11</sub>	N <sub>12</sub>	N <sub>13</sub>	N <sub>14</sub>
SSCC	N <sub>1</sub>	N <sub>2</sub>	N <sub>3</sub>	N <sub>4</sub>	N <sub>5</sub>	N <sub>6</sub>	N <sub>7</sub>	N <sub>8</sub>	N <sub>9</sub>	N <sub>10</sub>	N <sub>11</sub>	N <sub>12</sub>	N <sub>13</sub>	N <sub>14</sub>	N <sub>15</sub>	N <sub>16</sub>	N <sub>17</sub>	N <sub>18</sub>												
Multiply value of each position by																														
x3 x1 x3 x1 x3 x1 x3 x1 x3 x1 x3 x1 x3 x1 x3 x1 x3																														
Accumulated results = <b>Sum</b>																														
Subtract <b>sum</b> from nearest multiple of ten = <b>check digit</b>																														

Example of a check digit calculation for the 18 digit field																		
Positions	N <sub>1</sub>	N <sub>2</sub>	N <sub>3</sub>	N <sub>4</sub>	N <sub>5</sub>	N <sub>6</sub>	N <sub>7</sub>	N <sub>8</sub>	N <sub>9</sub>	N <sub>10</sub>	N <sub>11</sub>	N <sub>12</sub>	N <sub>13</sub>	N <sub>14</sub>	N <sub>15</sub>	N <sub>16</sub>	N <sub>17</sub>	N <sub>18</sub>
Number <b>without</b> check digit	3	7	6	1	0	4	2	5	0	0	2	1	2	3	4	5	6	
Step 1: Multiply by	x	x	x	x	x	x	x	x	x	x	x	x	x	x	x	x	x	
Step 2: Add up results to <b>sum</b>	3	7	18	1	0	4	6	5	0	0	6	1	6	3	12	5	18	= 101
Step 3: Subtract <b>sum</b> from nearest multiple of ten (110) = Check digit (9)																		
Number <b>with</b> check digit	3	7	6	1	0	4	2	5	0	0	2	1	2	3	4	5	6	<b>9</b>



**Check Digit Calculator:** [http://www.gs1.org/barcodes/support/check\\_digit\\_calculator](http://www.gs1.org/barcodes/support/check_digit_calculator)

### A.2 GTIN-12 identification numbers in a UPC-E symbol

GTIN-12 item Identification Numbers beginning with the U.P.C. Prefix 0 may be represented in a small barcode symbol named UPC-E. The GTIN-12 Item Number is condensed into a barcode symbol consisting of six symbol character positions. For application processing, the item number must be transformed into its full length by the barcode reader software or by the application software. There is no UPC-E six-digit trade item number.

**Figure A-1** UPC-E Option for the identification of trade items (GTIN)

GTIN-12 Identification number of trade												Represented in UPC-E symbol positions						
Company prefix						Item reference number					Check digit	1	2	3	4	5	6	
N <sub>1</sub>	N <sub>2</sub>	N <sub>3</sub>	N <sub>4</sub>	N <sub>5</sub>	N <sub>6</sub>	N <sub>7</sub>	N <sub>8</sub>	N <sub>9</sub>	N <sub>10</sub>	N <sub>11</sub>	N <sub>12</sub>							
(0)	0	0	0	0	0	1	0	0	0	0	5	4	0	0	0	0	1	'5'
(0)	0	9	9	9	9	9	0	0	0	0	9	2	9	9	9	9	9	'9'
= 5 UPC-E Applications																		
(0)	0	0	0	0	1	0	0	0	0	0	7	0	0	0	1	0	0	'4'
(0)	0	9	9	9	9	0	0	0	0	9	1	9	9	9	9	9	9	'4'
= 10 UPC-E Applications																		
(0)	0	0	0	3	0	0	0	0	0	0	7	0	0	3	0	0	0	'3'
(0)	0	9	9	9	0	0	0	0	9	9	5	9	9	9	9	9	9	'3'
= 100 UPC-E Applications																		
(0)	0	0	0	0	0	0	0	0	0	0	9	0	0	0	0	0	0	'0'
(0)	0	9	9	2	0	0	0	0	9	9	9	9	9	9	9	9	9	'2'
= 1000 UPC-E Applications																		

**Note:** Company Prefixes showing 000000 and 001000 to 007999 in positions N1 to N6 are not available in this UPC-E option (see below).

**Figure A-2** UPC-E Option for the identification of trade items for company internal distribution

GTIN-12 Identification number of trade												Check digit	Represented in UPC-E symbol positions					
N <sub>1</sub>	N <sub>2</sub>	N <sub>3</sub>	N <sub>4</sub>	N <sub>5</sub>	N <sub>6</sub>	N <sub>7</sub>	N <sub>8</sub>	N <sub>9</sub>	N <sub>10</sub>	N <sub>11</sub>	N <sub>12</sub>		1	2	3	4	5	6
(0)	0	0	1	0	0	1	0	0	0	0	5	2	0	1	0	0	0	'5'
(0)	0	0	7	9	9	9	0	0	0	0	9	7	0	7	9	9	9	'9'
LAC Version = 35000 UPC-E																		
(0)	0	0	1	0	0	0	0	0	1	0	0	4	0	1	1	0	0	'0'
(0)	0	0	5	0	0	0	0	0	9	9	9	2	0	5	9	9	9	'0'
RZSC Version = 4500 UPC-E																		
(0)	0	0	0	0	0	0	0	0	0	0	0	0	0	0	0	0	0	'0'
(0)	0	0	0	0	0	0	0	0	9	9	9	7	0	0	9	9	9	'0'
Velocity version = 1000 UPC-E																		

Table A-2 shows the construction principle of UPC-E for trade item numbering for restricted distribution (company internal). These identification numbers are not unambiguous when leaving the applying company.

Remarks concerning Table A-1 and Table A-2



Each number position must only contain the digits shown in the upper and lower lines of each section and those in-between. On decoding, the extension to full length is determined by the value of the number in single quotes in the column Represented in UPC-E symbol positions.

The check digit, calculated as described in Appendix A.1, Standard check digit calculations of GS1 Data Structures, applies to the entire Identification Number. In the UPC-E barcode symbol it is implicitly represented by the parity combination of the six symbol characters which are actually encoded.

### A.3 Dimensions of modules and symbols at different magnification

Magnification factor	Ideal module width [mm]	EAN-13/UPC-A dimensions [mm]		EAN-8 dimensions [mm]	
		Width	Height	Width	Height
0.80	0.264	29.83	18.28	21.38	14.58
0.85	0.281	31.70	19.42	22.72	15.50
0.90	0.297	33.56	20.57	24.06	16.41
0.95	0.313	35.43	21.71	25.39	17.32
1.00	0.330	37.29	22.85	26.73	18.23
1.05	0.346	39.15	23.99	28.07	19.14
1.10	0.363	41.02	25.14	29.40	20.05
1.15	0.379	42.88	26.28	30.74	20.96
1.20	0.396	44.75	27.42	32.08	21.88
1.25	0.412	46.61	28.56	33.41	22.79
1.30	0.429	48.48	29.71	34.75	23.70
1.35	0.445	50.34	30.85	36.09	24.61
1.40	0.462	52.21	31.99	37.42	25.52
1.45	0.478	54.07	33.13	38.76	26.43
1.50	0.495	55.94	34.28	40.10	27.35
1.55	0.511	57.80	35.42	41.43	28.26
1.60	0.528	59.66	36.56	42.77	29.17
1.65	0.544	61.53	37.70	44.10	30.08
1.70	0.561	63.39	36.85	45.44	30.99
1.75	0.577	65.26	39.99	46.78	31.90
1.80	0.594	67.12	41.13	48.11	32.81
1.85	0.610	68.99	42.27	49.45	33.73
1.90	0.627	70.85	43.42	50.79	34.64
1.95	0.643	72.72	44.56	52.12	35.55
2.00	0.660	74.58	45.70	53.46	36.46

### A.4 GS1 Application Identifiers in numerical order



**Note:** Taken from section 3.2 of the [GENSPECS].

AI	Data Content	Format (*)	FNC1 required (****)	Data title
00	Serial Shipping Container Code (SSCC)	N2+N18		SSCC
01	Global Trade Item Number (GTIN)	N2+N14		GTIN
02	GTIN of contained trade items	N2+N14		CONTENT
10	Batch or lot number	N2+X..20	(FNC1)	BATCH/LOT
11 (**)	Production date (YYMMDD)	N2+N6		PROD DATE
12 (**)	Due date (YYMMDD)	N2+N6		DUE DATE
13 (**)	Packaging date (YYMMDD)	N2+N6		PACK DATE
15 (**)	Best before date (YYMMDD)	N2+N6		BEST BEFORE or BEST BY
16 (**)	Sell by date (YYMMDD)	N2+N6		SELL BY
17 (**)	Expiration date (YYMMDD)	N2+N6		USE BY OR EXPIRY
20	Variant number	N2+N2		VARIANT
21	Serial number	N2+X..20	(FNC1)	SERIAL
240	Additional item identification	N3+X..30	(FNC1)	ADDITIONAL ID
241	Customer part number	N3+X..30	(FNC1)	CUST. PART NO.
242	Made-to-Order variation number	N3+N..6	(FNC1)	MTO VARIANT
243	Packaging component number	N3+X..20	(FNC1)	PCN
250	Secondary serial number	N3+X..30	(FNC1)	SECONDARY SERIAL
251	Reference to source entity	N3+X..30	(FNC1)	REF. TO SOURCE
253	Global Document Type Identifier (GDTI)	N3+N13+X..17	(FNC1)	GDTI
254	GLN extension component	N3+X..20	(FNC1)	GLN EXTENSION COMPONENT
255	Global Coupon Number (GCN)	N3+N13+N..12	(FNC1)	GCN
30	Count of items (variable measure trade item)	N2+N..8	(FNC1)	VAR. COUNT
310n (***)	Net weight, kilograms (variable measure trade item)	N4+N6		NET WEIGHT (kg)
311n (***)	Length or first dimension, metres (variable measure trade item)	N4+N6		LENGTH (m)
312n (***)	Width, diameter, or second dimension, metres (variable measure trade item)	N4+N6		WIDTH (m)
313n (***)	Depth, thickness, height, or third dimension, metres (variable measure trade item)	N4+N6		HEIGHT (m)
314n (***)	Area, square metres (variable measure trade item)	N4+N6		AREA (m <sup>2</sup> )
315n (***)	Net volume, litres (variable measure trade item)	N4+N6		NET VOLUME (l)
316n (***)	Net volume, cubic metres (variable measure trade item)	N4+N6		NET VOLUME (m <sup>3</sup> )
320n (***)	Net weight, pounds (variable measure trade item)	N4+N6		NET WEIGHT (lb)
321n (***)	Length or first dimension, inches (variable measure trade item)	N4+N6		LENGTH (i)
322n (***)	Length or first dimension, feet (variable measure trade item)	N4+N6		LENGTH (f)

AI	Data Content	Format (*)	FNC1 required (****)	Data title
323n (***)	Length or first dimension, yards (variable measure trade item)	N4+N6		LENGTH (y)
324n (***)	Width, diameter, or second dimension, inches (variable measure trade item)	N4+N6		WIDTH (i)
325n (***)	Width, diameter, or second dimension, feet (variable measure trade item)	N4+N6		WIDTH (f)
326n (***)	Width, diameter, or second dimension, yards (variable measure trade item)	N4+N6		WIDTH (y)
327n (***)	Depth, thickness, height, or third dimension, inches (variable measure trade item)	N4+N6		HEIGHT (i)
328n (***)	Depth, thickness, height, or third dimension, feet (variable measure trade item)	N4+N6		HEIGHT (f)
329n (***)	Depth, thickness, height, or third dimension, yards (variable measure trade item)	N4+N6		HEIGHT (y)
330n (***)	Logistic weight, kilograms	N4+N6		GROSS WEIGHT (kg)
331n (***)	Length or first dimension, metres	N4+N6		LENGTH (m), log
332n (***)	Width, diameter, or second dimension, metres	N4+N6		WIDTH (m), log
333n (***)	Depth, thickness, height, or third dimension, metres	N4+N6		HEIGHT (m), log
334n (***)	Area, square metres	N4+N6		AREA (m <sup>2</sup> ), log
335n (***)	Logistic volume, litres	N4+N6		VOLUME (l), log
336n (***)	Logistic volume, cubic metres	N4+N6		VOLUME (m <sup>3</sup> ), log
337n (***)	Kilograms per square metre	N4+N6		KG PER m <sup>2</sup>
340n (***)	Logistic weight, pounds	N4+N6		GROSS WEIGHT (lb)
341n (***)	Length or first dimension, inches	N4+N6		LENGTH (i), log
342n (***)	Length or first dimension, feet	N4+N6		LENGTH (f), log
343n (***)	Length or first dimension, yards	N4+N6		LENGTH (y), log
344n (***)	Width, diameter, or second dimension, inches	N4+N6		WIDTH (i), log
345n (***)	Width, diameter, or second dimension, feet	N4+N6		WIDTH (f), log
346n (***)	Width, diameter, or second dimension, yard	N4+N6		WIDTH (y), log
347n (***)	Depth, thickness, height, or third dimension, inches	N4+N6		HEIGHT (i), log
348n (***)	Depth, thickness, height, or third dimension, feet	N4+N6		HEIGHT (f), log
349n (***)	Depth, thickness, height, or third dimension, yards	N4+N6		HEIGHT (y), log

AI	Data Content	Format (*)	FNC1 required (****)	Data title
350n (***)	Area, square inches (variable measure trade item)	N4+N6		AREA (i <sup>2</sup> )
351n (***)	Area, square feet (variable measure trade item)	N4+N6		AREA (f <sup>2</sup> )
352n (***)	Area, square yards (variable measure trade item)	N4+N6		AREA (y <sup>2</sup> )
353n (***)	Area, square inches	N4+N6		AREA (i <sup>2</sup> ), log
354n (***)	Area, square feet	N4+N6		AREA (f <sup>2</sup> ), log
355n (***)	Area, square yards	N4+N6		AREA (y <sup>2</sup> ), log
356n (***)	Net weight, troy ounces (variable measure trade item)	N4+N6		NET WEIGHT (t)
357n (***)	Net weight (or volume), ounces (variable measure trade item)	N4+N6		NET VOLUME (oz)
360n (***)	Net volume, quarts (variable measure trade item)	N4+N6		NET VOLUME (q)
361n (***)	Net volume, gallons U.S. (variable measure trade item)	N4+N6		NET VOLUME (g)
362n (***)	Logistic volume, quarts	N4+N6		VOLUME (q), log
363n (***)	Logistic volume, gallons U.S.	N4+N6		VOLUME (g), log
364n (***)	Net volume, cubic inches (variable measure trade item)	N4+N6		VOLUME (i <sup>3</sup> )
365n (***)	Net volume, cubic feet (variable measure trade item)	N4+N6		VOLUME (f <sup>3</sup> )
366n (***)	Net volume, cubic yards (variable measure trade item)	N4+N6		VOLUME (y <sup>3</sup> )
367n (***)	Logistic volume, cubic inches	N4+N6		VOLUME (i <sup>3</sup> ), log
368n (***)	Logistic volume, cubic feet	N4+N6		VOLUME (f <sup>3</sup> ), log
369n (***)	Logistic volume, cubic yards	N4+N6		VOLUME (y <sup>3</sup> ), log
37	Count of trade items	N2+N..8	(FNC1)	COUNT
390n (***)	Applicable amount payable or Coupon value, local currency	N4+N..15	(FNC1)	AMOUNT
391n (***)	Applicable amount payable with ISO currency code	N4+N3+N..15	(FNC1)	AMOUNT
392n (***)	Applicable amount payable, single monetary area (variable measure trade item)	N4+N..15	(FNC1)	PRICE
393n (***)	Applicable amount payable with ISO currency code (variable measure trade item)	N4+N3+N..15	(FNC1)	PRICE
394n (***)	Percentage discount of a coupon	N4+N4	(FNC1)	PRCNT OFF
400	Customer's purchase order number	N3+X..30	(FNC1)	ORDER NUMBER
401	Global Identification Number for Consignment (GINC)	N3+X..30	(FNC1)	GINC

AI	Data Content	Format (*)	FNC1 required (****)	Data title
402	Global Shipment Identification Number (GSIN)	N3+N17	(FNC1)	GSIN
403	Routing code	N3+X..30	(FNC1)	ROUTE
410	Ship to - Deliver to Global Location Number	N3+N13		SHIP TO LOC
411	Bill to - Invoice to Global Location Number	N3+N13		BILL TO
412	Purchased from Global Location Number	N3+N13		PURCHASE FROM
413	Ship for - Deliver for - Forward to Global Location Number	N3+N13		SHIP FOR LOC
414	Identification of a physical location - Global Location Number	N3+N13		LOC No
415	Global Location Number of the invoicing party	N3+N13		PAY TO
416	GLN of the production or service location	N3+N13		PROD/SERV LOC
420	Ship to - Deliver to postal code within a single postal authority	N3+X..20	(FNC1)	SHIP TO POST
421	Ship to - Deliver to postal code with ISO country code	N3+N3+X..9	(FNC1)	SHIP TO POST
422	Country of origin of a trade item	N3+N3	(FNC1)	ORIGIN
423	Country of initial processing	N3+N3+N..12	(FNC1)	COUNTRY - INITIAL PROCESS.
424	Country of processing	N3+N3	(FNC1)	COUNTRY - PROCESS.
425	Country of disassembly	N3+N3+N..12	(FNC1)	COUNTRY - DISASSEMBLY
426	Country covering full process chain	N3+N3	(FNC1)	COUNTRY - FULL PROCESS
427	Country subdivision Of origin	N3+X..3	(FNC1)	ORIGIN SUBDIVISION
7001	NATO Stock Number (NSN)	N4+N13	(FNC1)	NSN
7002	UN/ECE meat carcasses and cuts classification	N4+X..30	(FNC1)	MEAT CUT
7003	Expiration date and time	N4+N10	(FNC1)	EXPIRY TIME
7004	Active potency	N4+N..4	(FNC1)	ACTIVE POTENCY
7005	Catch area	N4+X..12	(FNC1)	CATCH AREA
7006	First freeze date	N4+N6	(FNC1)	FIRST FREEZE DATE
7007	Harvest date	N4+N6..12	(FNC1)	HARVEST DATE
7008	Species for fishery purposes	N4+X..3	(FNC1)	AQUATIC SPECIES
7009	Fishing gear type	N4+X..10	(FNC1)	FISHING GEAR TYPE
7010	Production method	N4+X..2	(FNC1)	PROD METHOD
7020	Refurbishment lot ID	N4+X..20	(FNC1)	REFURB LOT
7021	Functional status	N4+X..20	(FNC1)	FUNC STAT
7022	Revision status	N4+X..20	(FNC1)	REV STAT
7023	Global Individual Asset Identifier (GIAI) of an assembly	N4+X..30	(FNC1)	GIAI - ASSEMBLY
703s	Number of processor with ISO Country Code	N4+N3+X..27	(FNC1)	PROCESSOR # s

AI	Data Content	Format (*)	FNC1 required (****)	Data title
710	National Healthcare Reimbursement Number (NHRN) – Germany PZN	N3+X..20	(FNC1)	NHRN PZN
711	National Healthcare Reimbursement Number (NHRN) – France CIP	N3+X..20	(FNC1)	NHRN CIP
712	National Healthcare Reimbursement Number (NHRN) – Spain CN	N3+X..20	(FNC1)	NHRN CN
713	National Healthcare Reimbursement Number (NHRN) – Brasil DRN	N3+X..20	(FNC1)	NHRN DRN
... (*****)	National Healthcare Reimbursement Number (NHRN) – Country "A" NHRN	N3+X..20	(FNC1)	NHRN xxx
8001	Roll products (width, length, core diameter, direction, splices)	N4+N14	(FNC1)	DIMENSIONS
8002	Cellular mobile telephone identifier	N4+X..20	(FNC1)	CMT No
8003	Global Returnable Asset Identifier (GRAI)	N4+N14+X..16	(FNC1)	GRAI
8004	Global Individual Asset Identifier (GIAI)	N4+X..30	(FNC1)	GIAI
8005	Price per unit of measure	N4+N6	(FNC1)	PRICE PER UNIT
8006	Identification of the components of a trade item	N4+N14+N2+N2	(FNC1)	GCTIN
8007	International Bank Account Number (IBAN)	N4+X..34	(FNC1)	IBAN
8008	Date and time of production	N4+N8+N..4	(FNC1)	PROD TIME
8010	Component / Part Identifier (CPID)	N4 + X..30	(FNC1)	CPID
8011	Component / Part Identifier serial number (CPID SERIAL)	N4 + N..12	(FNC1)	CPID SERIAL
8012	Software version	N4 + X..20	(FNC1)	VERSION
8017	Global Service Relation Number to identify the relationship between an organisation offering services and the provider of services	N4+N18	(FNC1)	GSRN - PROVIDER
8018	Global Service Relation Number to identify the relationship between an organisation offering services and the recipient of services	N4+N18	(FNC1)	GSRN - RECIPIENT
8019	Service Relation Instance Number (SRIN)	N4+N..10	(FNC1)	SRIN
8020	Payment slip reference number	N4+X..25	(FNC1)	REF No
8110	Coupon code identification for use in North America	N4+X..70	(FNC1)	-
8111	Loyalty points of a coupon	N4+N4	(FNC1)	POINTS
8112	Paperless coupon code identification for use in North America	N4+X..70	(FNC1)	-
8200	Extended Packaging URL	N4+X..70	(FNC1)	PRODUCT URL
90	Information mutually agreed between trading partners	N2+X..30	(FNC1)	INTERNAL
91 to 99	Company internal information	N2+X..30	(FNC1)	INTERNAL

**NOTES:**

(\*): The first position indicates the length (number of digits) of the GS1 Application Identifier. The following value refers to the format of the data content. The following convention is applied:

- n implied decimal point position
- N numeric digit
- X any character in [GENSPECS] figure 7.11-1.

<ul style="list-style-type: none"> <li>■ N3 3 numeric digits, predefined length</li> <li>■ N..3 up to 3 numeric digits</li> <li>■ X..3 up to 3 characters in [GENSPECS] figure 7.11-1</li> </ul> <p>(**): If only year and month are available, DD must be filled with two zeroes.</p> <p>(***): The fourth digit of this GS1 Application Identifier indicates the number of decimal places (and in that way the implied decimal point position).</p> <p>Example:</p> <ul style="list-style-type: none"> <li>■ 3100 Net weight in kg without a decimal point</li> <li>■ 3102 Net weight in kg with two decimal places</li> </ul> <p>(****): All GS1 element strings that begin with Application Identifiers not contained in the predefined table shown in figure 5.10.1-2 SHALL be separated by a separator character unless this element string is the last one to be encoded in the symbol. For details on the separator character see [GENSPECS] section 7.8.3.</p> <p>(*****): An example to illustrate future additional National Healthcare Reimbursement Numbers (NHRNs). If additional NHRN AIs are required, a request for a new NHRN AI SHALL be made through the GS1 GSMP.</p>
--

## A.5 Data relationships

Taken from section 4.13 of the [GENSPECS]

### A.5.1 Invalid pairs of element strings

This section defines the pairs of element strings that cannot appear on the same physical entity.

**Figure 10.1.2-1. Invalid pairs of element strings**

Pair of element strings				Comment
AI	Designation	AI	Designation	
01	Identification of a trade item	01	Identification of a trade item	Duplicate Global Trade Item Numbers (GTINs) with different values
01	Identification of a trade item	02	Identification of logistic unit contents	AI (02) must not be used for the identification of trade items contained in a trade item.
01	Identification of a trade item	37	Count of units contained	The count of units contained would duplicate the master data of the GTIN. AI (37) may only be used with AI (02).
242	Made-to-Order variation number	01 or 02 with N <sub>1</sub> not equal to 9	Identification of a variable measure trade item	Made-to-Order variation number can only be used with a GTIN-14, indicator digit 9. This represents a Custom Industrial Supply Item
420	Ship to postal code, single postal authority	421	Ship to postal code with ISO country code	Only one ship to postal code may be applied on an item
422	Country of origin of a trade item	426	Country of full processing	Duplication of country of origin of a trade item (covered by country of full processing)
423	Country of initial processing	426	Country of full processing	Duplication of country of initial processing (covered by country of full processing)
424	Country of processing	426	Country of full processing	Duplication of country of processing (covered by country of full processing)
425	Country of disassembly	426	Country of full processing	Duplication of country of disassembly (covered by country of full processing)

Pair of element strings				Comment
AI	Designation	AI	Designation	
390n	Amount payable or Coupon value – single monetary area	391n or 394n or 8111	Amount payable – with ISO currency code or Percentage discount of a coupon or Loyalty Points of a coupon	Only one amount payable element string may be applied on a payment slip or coupon and only one discount condition element string may be applied on a coupon
392n	Amount payable for a variable measure trade item – Single monetary area	393n	Amount payable for a variable measure trade item and ISO currency code	Only one amount payable element string may be applied on a variable measure trade item.
394n	Percentage discount of a coupon	390n or 8111	Coupon value or Loyalty points of a coupon	Only one discount condition element string may be applied on a coupon
710, 711, 712, 713 (...)	National Healthcare Reimbursement Number	Any AI (01) allowable attributes	Any GTIN allowable attributes	When NHRN(s) are applied to the physical trade item with the mandatory association to the GTIN, any attribute AIs must only be processed with the GTIN and must not be processed with the NHRNs (AIs 710, 711, 712, 713.....) alone.
8006	Component identification	01	Identification of a trade item	Other GTINs cannot be used with AI (8006). The trade item is identified by a GTIN contained in the AI (8006).
8111	Applicable loyalty points for coupon value	390n or 394n	Coupon value or Percentage discount of a coupon	Only one discount condition element string may be applied on a coupon
8018	Global Service Relation Number for the recipient	8017	Global Service Relation Number for the provider	Only one Global Service Relation Number (recipient or provider) can be applied at one time for identification of an individual in a given service relationship

### A.5.2 Mandatory association of element strings

This section defines the element strings that mandate the appearance of another element string on the same physical entity.

**Figure 10.1.2-2.** Mandatory association of element strings

If element string		Then mandatory associated element string	Comment
AI	Designation		
01 with N <sub>1</sub> = 0	Identification of a variable measure trade item scanned at POS	30 or 3nnn* or 3nnn**	Mandatory association with a variable count or a trade measure information scanned at POS identified with GTIN-12 or GTIN-13. Only GS1 DataBar Expanded barcodes can encode associated elements strings for use at POS. (See note at bottom)
01 or 02 with N <sub>1</sub> = 9	Identification of a variable measure trade item not scanned at POS	30 or 3nnn* or 3nnn** or 8001	Mandatory association with variable measure information not scanned at POS identified with a GTIN-14 starting with indicator digit 9 (See Note at bottom) Only GS1-128, ITF-14, and GS1 DataBar Expanded barcodes can encode a GTIN with N <sub>1</sub> = 9.



If element string		Then mandatory associated element string	Comment
AI	Designation		
02	Identification of logistic unit contents	00	Mandatory association with an SSCC (Serial Shipping Container Code)
02	Identification of logistic unit contents	37	Mandatory count of the contained trade items
10	Batch/lot number	01 or 02	Mandatory association with a Global Trade Item Number (GTIN) or with the identification of logistic unit contents
11, 13, 15, 16	Dates	01 or 02	Mandatory association with a GTIN or with the identification of logistic unit contents
12	Due date	8020 and 415	Mandatory association with the payment slip reference number and the Global Location Number (GLN) of the invoicing party
17	Expiration date	01 or 02 or 255	Mandatory association with a GTIN or with the identification of logistic unit contents or with the Global Coupon Number
20	Product variant	01 or 02	Mandatory association with a GTIN or with the identification of logistic unit contents
21	Serial number	01	Mandatory association with a GTIN of a single trade item (a serial number cannot apply to a grouping of trade items). SGTIN is a common term for the mandatory association of AI (21) with GTIN AI (01)
240	Additional product identification	01 or 02	Mandatory association with a GTIN or with the identification of logistic unit contents
241	Customer part number	01 or 02	Mandatory association with a GTIN or with the identification of logistic unit contents
242	Made-to-Order variation number	01 or 02 with $N_1 = 9$	Mandatory association with a GTIN-14 with indicator digit 9 represents a custom industrial supply item
243	Packaging Component Number	01	Mandatory association with GTIN
250	Secondary serial number	01 and 21	Mandatory association with a GTIN (a secondary serial number cannot apply to a grouping of trade items) and the serial number of the trade item AI(21)
251	Reference to source entity	01	Mandatory association with GTIN of the trade item
254	Extension component of a GLN	414	Mandatory association with AI (414). Only GS1-128, GS1 DataBar Expanded symbologies, and EPC RFID tags are valid. This is used with GLN and not GTIN.
30	Variable count	01 or 02	Mandatory association with a GTIN for a variable measure trade item (e.g., GTIN-12 or GTIN-13 for trade items scanned at POS, GTIN-14s starting with indicator digit 9 for trade items not scanned at POS) or the identification of variable measure content of a logistic unit
3nnn*	Trade measures that cannot be summed	01	Mandatory association with a GTIN for a variable measure trade item (e.g., GTIN-12 or GTIN-13 for trade items scanned at POS, GTIN-14s starting with indicator digit 9 for trade items not scanned at POS)

If element string		Then mandatory associated element string	Comment
AI	Designation		
3nnn**	Trade measures that can be summed	01 or 02	Mandatory association with a GTIN for a variable measure trade item (e.g., GTIN-12 or GTIN-13 for trade items scanned at POS, GTIN-14s starting with indicator digit 9 for trade items not scanned at POS) or the identification of variable measure content of a logistic unit
3nnn***	Logistic measures	00 or 01	Mandatory association with an SSCC or a variable measure GTIN for trade item not scanned at POS (e.g., a GTIN-14 starting with the digit 9)
337n	Kilograms per square metre	01	Mandatory association with a GTIN
37	Count of units contained	02	Mandatory association with the identification of logistic unit contents
390n	Amount payable or Coupon value – single monetary area	8020 and 415 or 255	Mandatory association with the payment slip reference number and the GLN of the invoicing party or with the Global Coupon Number
391n	Amount payable – with ISO currency code	8020 and 415	Mandatory association with the payment slip reference number and the GLN of the invoicing party
392n	Amount payable – when scanned at POS – single monetary unit	01	Mandatory association with a variable count or a trade measure scanned at POS when identified with a GTIN-12 or GTIN-13.
392n	Amount payable when not scanned at POS – single monetary unit	01	Mandatory association with a variable measure information when identified GTIN-14.
393n	Amount payable – when scanned at POS –with ISO currency code	01	Mandatory association with a variable count or a variable measure when scanned at POS and identified with GTIN-12 or GTIN-13.
393n	Amount payable when not scanned at POS – with ISO currency code	01	Mandatory association with a variable measure information when identified with a GTIN-14.
394n	Percentage of a coupon	255	Mandatory association with the Global Coupon Number
403	Routing code	00	Mandatory association with an SSCC
415	GLN of the invoicing party	8020	Mandatory association with payment slip reference number
422	Country of origin	01 or 02	Mandatory association with a GTIN
423	Country of initial processing	01 or 02	Mandatory association with a GTIN or with the identification of logistic unit contents
424	Country of processing	01 or 02	Mandatory association with a GTIN or with the identification of logistic unit contents
425	Country of disassembly	01 or 02	Mandatory association with a GTIN or with the identification of logistic unit contents

If element string		Then mandatory associated element string	Comment
AI	Designation		
426	Country of full processing	01 or 02	Mandatory association with a GTIN or with the identification of logistic unit contents
427	Country subdivision of origin code for a trade item	01 or 02 and 422	Mandatory association with a GTIN and the Country of Origin of the trade item
7001	NATO stock number	01 or 02	Mandatory association with a GTIN or with the identification of logistic unit contents
7002	UN/ECE meat carcasses and cuts classification	01 or 02	Mandatory association with a GTIN or with the identification of logistic unit contents
7003	Expiration date and time	01 or 02	Mandatory association with a GTIN or with the identification of logistic unit contents
7004	Active potency	01 and 10	Mandatory association with the GTIN and Batch/lot number
7005	Catch Area	01 or 02	Mandatory association with a Global Trade Item Number (GTIN) or with the identification of logistic unit contents
7006	First freeze date	01 or 02	Mandatory association with a Global Trade Item Number (GTIN) or with the identification of logistic unit contents
7007	Harvest date	01 or 02	Mandatory association with a Global Trade Item Number (GTIN) or with the identification of logistic unit contents
7008	Species for fishery purposes	01 or 02	Mandatory association with a Global Trade Item Number (GTIN) or with the identification of logistic unit contents
7009	Fishing Gear type	01 or 02	Mandatory association with a Global Trade Item Number (GTIN) or with the identification of logistic unit contents
7010	Production method	01 or 02	Mandatory association with a Global Trade Item Number (GTIN) or with the identification of logistic unit contents
703(s)	Number of processor	01 or 02	Mandatory association with a GTIN or with the identification of logistic unit contents
710	National Healthcare Reimbursement Number	01	Mandatory association with the GTIN of the trade item
711	National Healthcare Reimbursement Number	01	Mandatory association with the GTIN of the trade item
712	National Healthcare Reimbursement Number	01	Mandatory association with the GTIN of the trade item
713	National Healthcare Reimbursement Number	01	Mandatory association with the GTIN of the trade item
7020	Refurbishment lot ID	01 and 416	Mandatory association with the GTIN and GLN of production / service location.
7021	Functional status	01	Mandatory association with the GTIN

If element string		Then mandatory associated element string	Comment
AI	Designation		
7022	Revision status	01 and 7021	Mandatory association with the GTIN and functional status.
8001	Variables of roll products	01	Mandatory association with a variable measure GTIN (e.g., an GTIN-14 starting with the digit 9)
8005	Price per unit of measure	01 or 02	Mandatory association with a GTIN for a variable measure trade item (e.g., GTIN-12 or GTIN-13 for trade items scanned at POS, GTIN-14s starting with indicator digit 9 for trade items not scanned at POS) or the identification of variable measure content of a logistic unit.
8007	International Bank Account Number	8020 and 415	Mandatory association with the payment slip reference number and the GLN of the invoicing party
8008	Date and time of production	01 or 02	Mandatory association with a GTIN or with the identification of logistic unit contents
8011	Component / Part Identifier serial number	8010	Mandatory association with Component / Part Identifier
8012	Software Version	01	Mandatory association with a Global Trade Item Number (GTIN)
8019	Service Relation Instance Number	8017 or 8018	Mandatory association with a Global Service Relation Number (GSRN)
8020	Payment slip reference number	415	Mandatory association with the GLN of the invoicing party
8111	Loyalty points of a coupon	255	Mandatory association with the Global Coupon Number
8200	Extended packaging URL	01	Mandatory association with GTIN

*	Is (3nnn) where the first three digits are 312, 313, 324, 325, 326, 327, 328, and 329
**	Is (3nnn) where the first three digits are 310, 311, 314, 315, 316, 320, 321, 322, 323, 350, 351, 352, 356, 357, 360, 361, 364, 365, and 366
***	Is (3nnn) where the first three digits are 330, 331, 332, 333, 334, 335, 336, 340, 341, 342, 343, 344, 345, 346, 347, 348, 349, 353, 354, 355, 362, 363, 367, 368, and 369